DSD Business Systems

Sage 100 Enhancements

J035

Job Cost Reports with Commitments

JC-1035

Version 6.20

Information in this document is subject to change without notice.

Copyright 1993-2020, DSD Business Systems All rights reserved.

Job Cost Reports with Commitments User's Manual
Version 6.20

13 November, 2020

DSD Business Systems
8787 Complex Drive
Suite 400
San Diego, CA 92123
858/550-5900 8:00am to 5:00pm PST
858/550-4900 Fax

Trademarks

ProvideX® is a Trademark of Sage Software.

Windows is a trademark of Microsoft Corporation.

Sage 100 ® is a registered trademark of Sage Software.

PXPlus ® is a registered trademark of PVX Plus technologies

All other product names and brand names are service marks, and/or trademarks or registered trademarks of their respective companies.

This documentation and the software described herein, is prepared and published under license. Sage Software has not tested or verified either the software or any representation in this documentation regarding the software. Sage Software does not make any warranty with respect to either this documentation or the software described herein, and specifically disclaims any warranty, express or implied, with respect hereto, including the warranties of fitness for a particular purpose and merchantability.

Table of Contents

SECTION A: INTRODUCTION 4

Web Resources 4
Support 4
Job Cost Reports with Commitments Features 5

SECTION B: GETTING STARTED 6

Required Levels 6
Installation 6
DSD Enhancement Control Panel 8

SECTION C: SETUP 10

SECTION D: SYSTEM OPERATIONS 12

Job Masterfile Maintenance/Inquiry 12
Job Cost Code Detail Report 12
Job Transaction Detail Report 15
Custom Job Cost Report 17
Custom JC Report - Header Information 17
Custom JC Report - Detail Information 18
Custom JC Report - Footer Information 19
Custom Cost Code Detail Report 20

SECTION E: UNINSTALL DSD ENHANCEMENTS 23

Copyright © 1993-2020 DSD BUSINESS SYSTEMS

Section A: Introduction

This manual contains a description and instructions for this DSD product. Operating instructions are included for the features added by this product to Sage 100. For instructions on using Sage 100, refer to the appropriate Sage 100 manual, or call your Sage 100 reseller. DSD Business Systems offers excellent Sage 100 support, at an hourly rate.

Web Resources

DSD web site: **http://www.dsdinc.com**

The Enhancement page contains:

Current Release Schedule
Purchasing Information
Installation Instructions
Product Support
Enhancement Links

J035 Job Cost Reports with Commitments:

http://www.dsdinc.com/enh/pages/J035.htm

The product web page contains:

Product Description
Web Links
Current Product Version Table
Product Installation File Download
Product Manual in .pdf Format
Revision History
FAQ

Support

DSD provides product support through Sage 100 resellers. Support is provided for the current version. Older versions are supported at an hourly rate. DSD's telephone number is **858-550-5900**. Fax: **858-550-4900**.

For a hard error, where the program displays an error dialog, report:

Error number.
Program name.
Line number.
Program version.
Exact sequence that caused the error, including menus and menu selections.
Other pertinent information.

If leaving a message or faxing, please include:

Copyright © 1993-2020 DSD BUSINESS SYSTEMS

Your name.
Your phone number (and fax if applicable) and extension.

It is possible to be unable to duplicate a problem, because of data corruption or because we have not exactly duplicated a particular operating environment. In such circumstances, we can only continue to try to fix the problem if we can either access the system remotely or by some other to duplicate the system.

Job Cost Reports with Commitments Features

With this DSD Extended Solution to the Job Cost module, the Job Cost Code Detail Report and Job Cost Transaction Detail Report will include a new option to print Purchase Order Commitments. These 'commitments' are calculated as the dollar amounts for all Purchase Order Line Items that reference a Job, and are summarized by Job Number, Cost Code and Cost Type. This amount includes only Open Items by default, but you may optionally include Fully Received Items.

Additionally, this Extended Solution adds two custom reports to the Job Cost Module. The 'Custom Job Cost Report' (see *Specific Purpose Rule*) uses data from the following Job Cost Data Files: Job Masterfile, Job Cost Detail File, Job Cost Transaction Detail File and Cost Code Master and the Purchase Order Entry Line Detail File. The report may be selected by a range of Job Numbers, for selected Job Status Codes, and in Detail or Summary mode. The 'Custom Cost Code Detail' report is identical to the Cost Code Detail report in sort, selection and header areas but has a custom columnar layout with custom defined data for the columns.

Copyright © 1993-2020 DSD BUSINESS SYSTEMS

Section B: Getting Started

- **If you reinstall or upgrade one of the Sage 100 modules listed in the following table, you must also reinstall this Enhancement.**
- Enhancements from different Sage Developers are generally not designed to work together. If installed together, problems are likely to occur.
- **Check with DSD before installing more than one Enhancement.**

Required Levels

Sage 100 Module	Module Required	Required Level
J/C	**Y**	6.20
P/O	**Y**	6.20

Installation

1. **Back-up:** Exit all Sage 100 sessions. Back-up existing Sage 100 data.
2. **Check Levels:** Sage 100 module levels **must match** those listed above.
3. **Run Enhancement Setup Program:** Save the executable installation program (sent to you or downloaded from our website) in a convenient location on the Sage 100 server. Launch the program from Windows Explorer or by selecting Start/Run, and then browse for the file in the location you saved it. Follow on-screen instructions.
4. **Send your Sage Serial Number to your DSD Representative:** Send your Sage Serial Number to your DSD representative in order for us to send you back the encrypted keys to unlock your system. This serial number can be found in Library Master\Setup\System Configuration, Tab 3. Registration as Serial Number.
5. **Re-Start Sage 100:** Sage 100 will be updated.
6. **Unlock the Enhancement:** DSD Enhancements must be unlocked to run. When any part of the Enhancement is run for the first time, the **DSD Enhancement License Agreement and Activation** window will appear. Follow the steps shown on that window. *You can click the Help button for more detailed instructions.*

   Note: *On the next page is a screenshot of the DSD Enhancement License Agreement and Activation window.*

   After accepting the License Agreement, you can then select the type of unlocking that you'd prefer. The choices are File, Web, Demo and Manual Entry.

   File Unlock: After receiving your encrypted serial number key file from DSD, and placing that file in the MAS90/SOA directory, selecting this option will unlock all products keys contained in the file. This means you can unlock all enhancements at once using this option.

Copyright © 1993-2020 DSD BUSINESS SYSTEMS

Web Unlock: If the system that is running the DSD Enhancement *has web access* and you *have sent DSD your Sage Serial number*, you can unlock the Enhancement without assistance using Web Unlock. When this option is selected, the program will attempt to download encrypted serial number key file from DSD *and then proceed to unlock all enhancements contained in the file.*

- *The Sage 100 system that is being used must have web access for this option to be effective.*
- *You can send your Sage Serial Number to your DSD Enhancements sales representative.*

Demo Unlock: If a Demo mode is available for the Enhancement you're running, you will be able to Demo unlock the product without assistance from DSD for demo purposes.

- *Creating a Demo Unlock is a good way to temporarily unlock DSD Enhancements off-hours, if you do not have web or email access. Later, you can unlock the product fully, during business hours.*

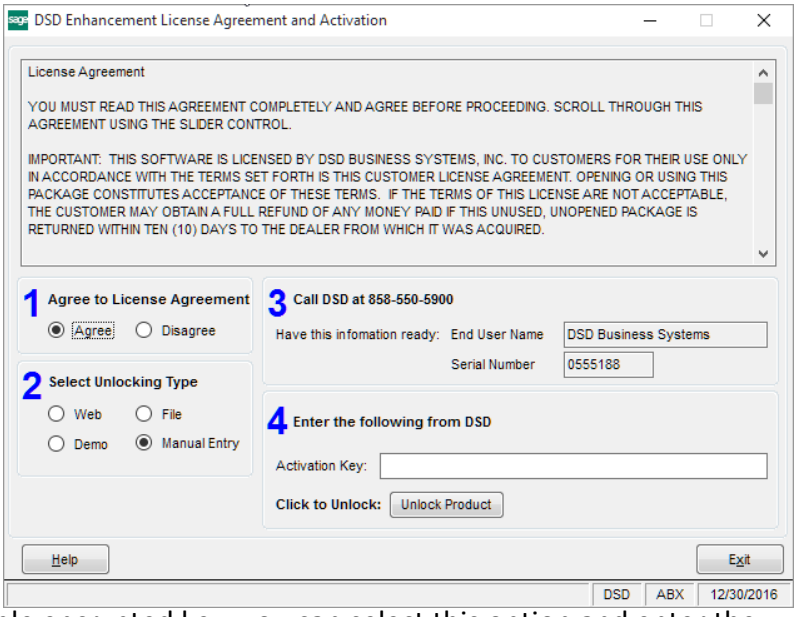

Manual Entry Unlock: If you want to unlock a single enhancement using a single encrypted key, you can select this option and enter the 64 character key you receive from DSD by copy and paste.

Note: *You can also unlock a DSD Enhancement through the* ***DSD Enhancement Control Panel*** *found on the Library Master Utilities Menu. Then, select the Enhancement with your mouse from the list of Enhancements and click the* ***Unlock Product*** *button on the right side of the window.*

7. **Convert Data:** After unlocking, the DSD Conversion Wizard will appear. Follow on-screen instructions to complete data conversion. *You can exit the conversion program without converting data. The Enhancement will not proceed, however, until data is converted. If you enter an enhanced program and data has not been converted, the conversion program will run again.*

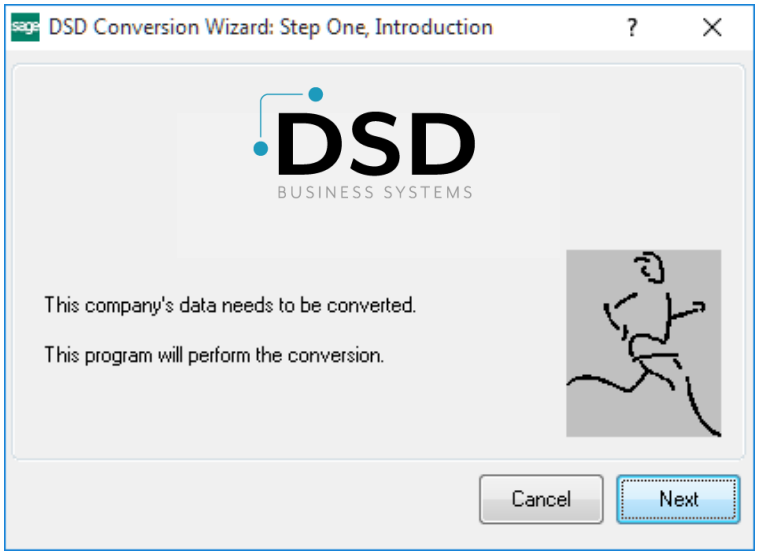

Copyright © 1993-2020 DSD BUSINESS SYSTEMS

DSD Enhancement Control Panel

Starting with version 3.61, all DSD Enhancement products include DSD's Enhancement Control Panel. The **DSD Enhancement Control Panel is accessed from the Library Master Utilities menu**.

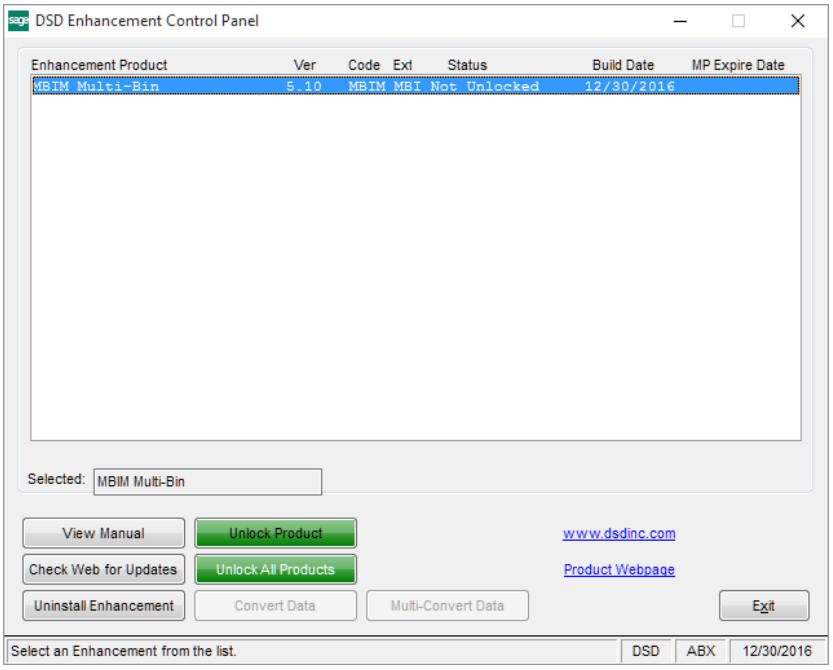

The DSD Enhancement Control Panel is a simple to use yet powerful system to help maintain DSD Enhancements installed on a Sage 100 system. To use it, select an Enhancement product from the list on the window and then click the button, on the right side of the window, which corresponds with the desired task.

View Manual: This button will display the product manual for the selected Enhancement using Adobe Acrobat. For this to be possible, the PDF file for the corresponding manual must be in the "MAS90/PDF" folder in the Sage 100 system. If the file is not present, and the system has web access, the correct PDF file will be automatically downloaded from the DSD website, put into the "MAS90/PDF" folder and then displayed.

Check the Web for Updates: This button will check the DSD website to see what the current build is the selected Enhancement and alert the user if a later version is available. *This requires an internet connection on the Sage 100 system.*

Unlock Product: This will cause the DSD Enhancement License Agreement and Activation window to appear. Using this window is described on the previous page. *This button is disabled if the selected Enhancement is already unlocked or if unlocking is not required.*

Unlock All Products: This will cause the DSD Enhancement All License Agreement and Activation window to appear. This window is similar to the one described on the previous page, but has only web and file as options to unlock. *This button is never disabled.*

Convert Data: After verification, the selected Enhancement's data conversion program will run. Data conversion is non-destructive, and may be triggered any number of times. Sometimes this is required to fix data records imported or updated from a non-enhancement installation.

Copyright © 1993-2020 DSD BUSINESS SYSTEMS

Multi-Convert Data: Multiple Companies can be converted at the same time for a given Enhancement. (*If you have a large number of Companies to convert, please do in batches of 20 or fewer due to memory limitations.)*

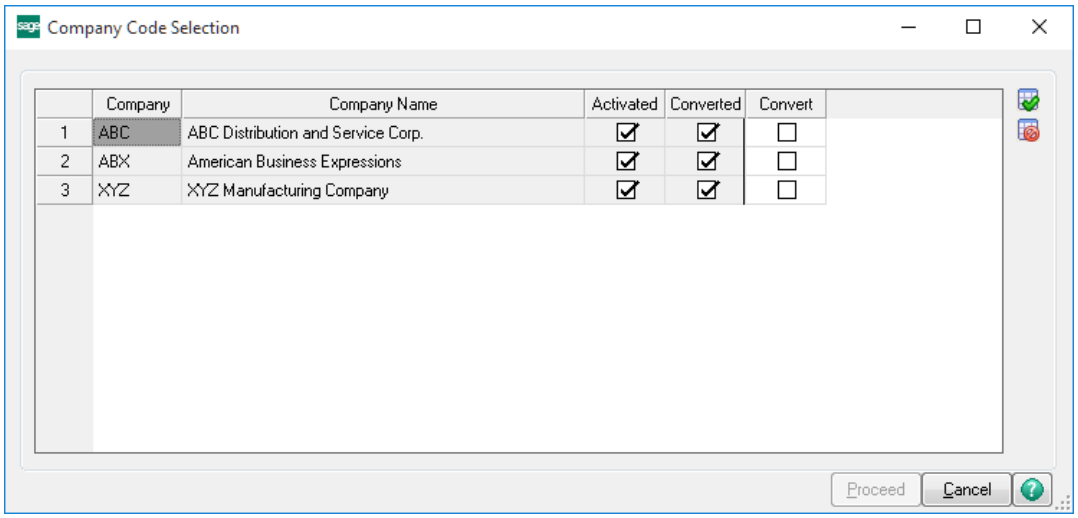

Help: The Help button, located at the bottom right of the window, opens an HTML help file.

Get Adobe Acrobat: Opens the Adobe Acrobat website to the page where Acrobat can be downloaded and installed.

Uninstall Enhancement If this option is available, then selecting this button will start the un-install process, removing the enhancement from the system. (for more information see Uninstall DSD Enhancements)

Copyright © 1993-2020 DSD BUSINESS SYSTEMS

Section C: Setup

Upon completion of software installation, you will need to access the DSD Extended Solutions Setup from the Job Cost Setup menu. Select this part number and the Setup screen for this Extended Solution will appear. Check the 'Enable DSD Extended Solution' box to activate this Extended Solution.

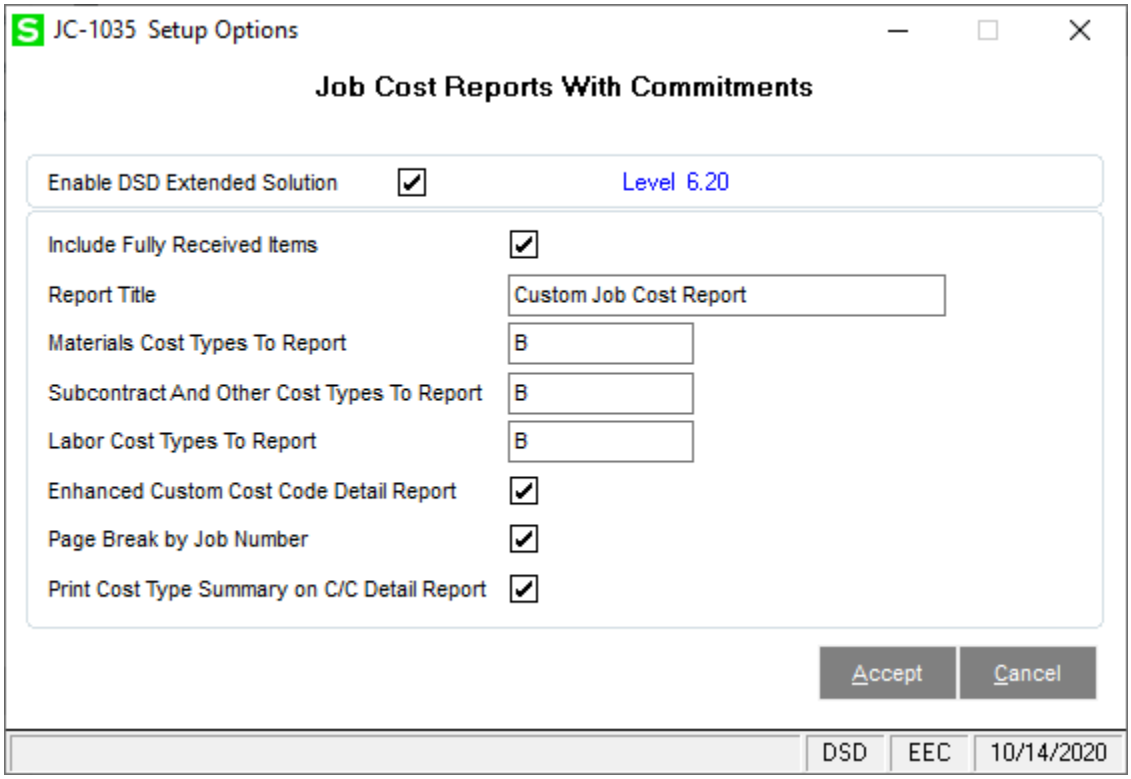

Answer the following prompts:

Include Fully Received Items: If you check this box, the commitment line will equal the order line extension. If you leave it blank, the commitment line will be calculated as quantity ordered *less* quantity received times unit cost or as the Order Extension minus Amount Invoiced depending on whether the order line has an associated quantity, or no quantity (miscellaneous charges and /M items) respectively.

Report Title: Specify the title you wish to use for the 'Custom Job Cost Report.'

Materials Cost Types To Report: Specify the Cost Type(s) to be included in the 'Material Costs' section of the 'Custom Job Cost Report.'

Subcontract & Other Cost Types to Report: Specify the Cost Type(s) to be included in the 'Subcontract & Other Costs' section of the 'Custom Job Cost Report.'

Labor Cost Types to Report: Specify the Cost Type(s) to be included in the 'Labor' section of the 'Custom Job Cost Report.'

Enhanced Custom Cost Code Detail Report: Check this box to print the Custom Job Cost Code Detail Report in Enhanced format (see Operations).

Copyright © 1993-2020 DSD BUSINESS SYSTEMS

Page Break by Job Number: Check this box to page break by Job Number.

Print Cost Type Summary on C/C Detail Report: Check this box to print a Cost Type Summary on the standard Sage 100 Cost Code Detail Report.

Copyright © 1993-2020 DSD BUSINESS SYSTEMS

Section D: System Operations

Job Masterfile Maintenance/Inquiry

A pop-up window has been added to the Job Masterfile Maintenance/Inquiry screens that provides a constant display of the total P/O Commitment amount for the job.

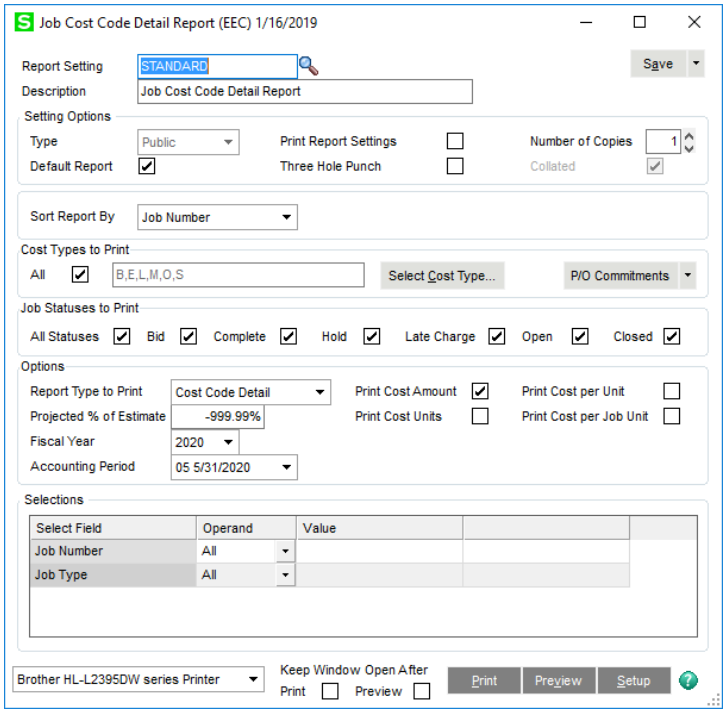

Job Cost Code Detail Report

If you click on the 'P/O Commitments' pop-up button, an additional field will be available. Check the 'Print P/O Commitments' box, to print out P/O commitments on the report.

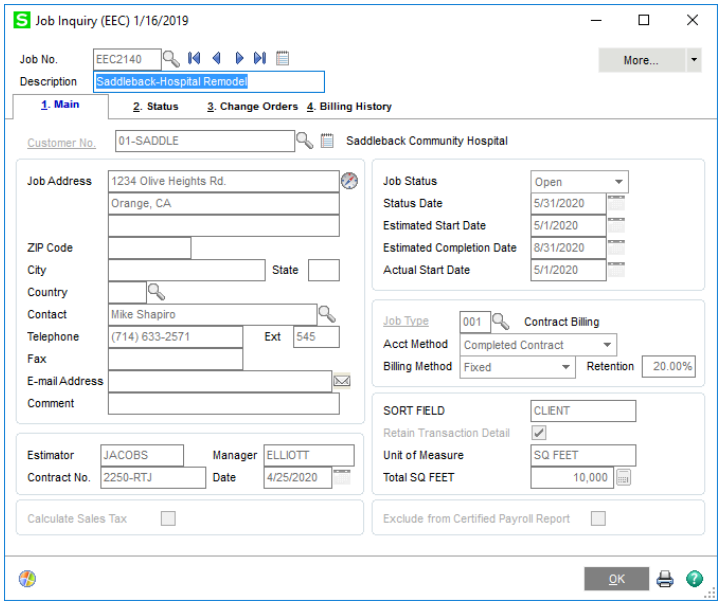

Copyright © 1993-2020 DSD BUSINESS SYSTEMS

The 'Purch Order Commitments' column replaces the '% of Estimate' and '% Complete' columns. A 'Committed' (CMTD) column has been added, which reflects the sum of the 'Job-To-Date' and 'P/O Commitments' columns. The Period-To-Date, Original Estimate, Projected Cost To Complete and Projected % of Estimate columns have been removed.

The 'Revised Estimate' field has been re-titled 'Budget;' thus the 'Current Variance' is now calculated as 'Budget' minus 'CMTD.'

When printing in Full Detail, Cost Type 'S' Commitments will be printed for each Subcontractor detail line for the particular Job Number/Cost Code.

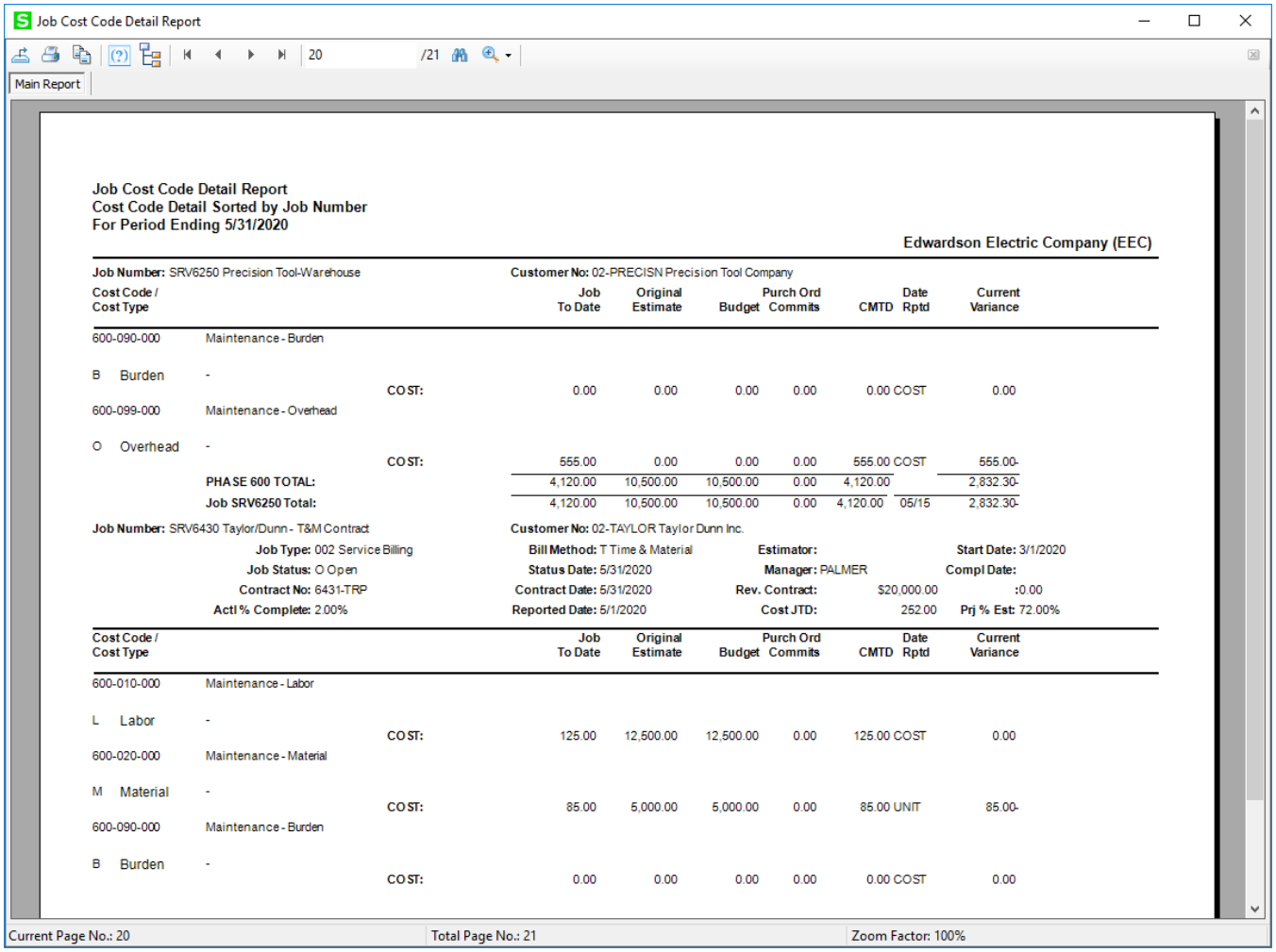

Job Cost Code Detail Report

Main Report

20 /21

Job Cost Code Detail Report
Cost Code Detail Sorted by Job Number
For Period Ending 5/31/2020

Edwardson Electric Company (EEC)

Job Number: SRV6250 Precision Tool-Warehouse **Customer No:** 02-PRECISN Precision Tool Company

Cost Code / Cost Type			Job To Date	Original Estimate	Budget	Purch Ord Commits	CMTD	Date Rptd	Current Variance
600-090-000	Maintenance - Burden								
B Burden	-	COST:	0.00	0.00	0.00	0.00	0.00	COST	0.00
600-099-000	Maintenance - Overhead								
O Overhead	-	COST:	555.00	0.00	0.00	0.00	555.00	COST	555.00-
	PHASE 600 TOTAL:		4,120.00	10,500.00	10,500.00	0.00	4,120.00		2,832.30-
	Job SRV6250 Total:		4,120.00	10,500.00	10,500.00	0.00	4,120.00	05/15	2,832.30-

Job Number: SRV6430 Taylor/Dunn - T&M Contract **Customer No:** 02-TAYLOR Taylor Dunn Inc.

Job Type: 002 Service Billing **Bill Method:** T Time & Material **Estimator:** **Start Date:** 3/1/2020
Job Status: O Open **Status Date:** 5/31/2020 **Manager:** PALMER **Compl Date:**
Contract No: 6431-TRP **Contract Date:** 5/31/2020 **Rev. Contract:** $20,000.00 :0.00
Actl % Complete: 2.00% **Reported Date:** 5/1/2020 **Cost JTD:** 252.00 **Prj % Est:** 72.00%

Cost Code / Cost Type			Job To Date	Original Estimate	Budget	Purch Ord Commits	CMTD	Date Rptd	Current Variance
600-010-000	Maintenance - Labor								
L Labor	-	COST:	125.00	12,500.00	12,500.00	0.00	125.00	COST	0.00
600-020-000	Maintenance - Material								
M Material	-	COST:	85.00	5,000.00	5,000.00	0.00	85.00	UNIT	85.00-
600-090-000	Maintenance - Burden								
B Burden	-	COST:	0.00	0.00	0.00	0.00	0.00	COST	0.00

Current Page No.: 20 Total Page No.: 21 Zoom Factor: 100%

Copyright © 1993-2020 DSD BUSINESS SYSTEMS

If you checked the 'Print Cost Type Summary on C/C Detail Report' box in Setup, a Cost Type Summary will print at each Job break as well as a Cost Type Summary Recap at the end of the report.

Job Cost Code Detail Report

Main Report

Job Cost Code Detail Report
Cost Code Detail Sorted by Job Number
For Period Ending 5/31/2020

Edwardson Electric Company (EEC)

Job Number: SRV6430 Taylor/Dunn - T&M Contract
Customer No: 02-TAYLOR Taylor Dunn Inc.
Job Type: 002 Service Billing
Bill Method: T Time & Material
Estimator:
Start Date: 3/1/2020
Job Status: O Open
Status Date: 5/31/2020
Manager: PALMER
Compl Date:
Contract No: 6431-TRP
Contract Date: 5/31/2020
Rev. Contract: $20,000.00 :0.00
Actl % Complete: 2.00%
Reported Date: 5/1/2020
Cost JTD: 252.00
Prj % Est: 72.00%

Cost Code / Cost Type			Job To Date	Original Estimate	Budget	Purch Ord Commits	CMTD	Date Rptd	Current Variance
600-010-000	Maintenance - Labor								
L Labor	-	COST:	125.00	12,500.00	12,500.00	0.00	125.00	COST	0.00
600-020-000	Maintenance - Material								
M Material	-	COST:	85.00	5,000.00	5,000.00	0.00	85.00	UNIT	85.00-
600-090-000	Maintenance - Burden								
B Burden	-	COST:	0.00	0.00	0.00	0.00	0.00	COST	0.00
600-099-000	Maintenance - Overhead								
O Overhead	-	COST:	42.00	0.00	0.00	0.00	42.00	COST	42.00-
	PHASE 600 TOTAL:		252.00	17,500.00	17,500.00	0.00	252.00		127.00-
	Job SRV6430 Total:		252.00	17,500.00	17,500.00	0.00	252.00	05/01	127.00-

B	Burden	0.00	0.00	0.00	0.00	0.00	0.00
L	Labor	125.00	12,500.00	12,500.00	0.00	125.00	0.00
M	Material	85.00	5,000.00	5,000.00	0.00	85.00	85.00-
O	Overhead	42.00	0.00	0.00	0.00	42.00	42.00-

Current Page No.: 21 Total Page No.: 21 Zoom Factor: 100%

Job Transaction Detail Report

If you click on the 'P/O Commitments' Pop-up button, an additional field will be available. Check the 'Print P/O Commitments' box to print out P/O commitments on the report. Below is an example of the report.

Only P/O Commitments for Cost Codes/Cost Types that are active (i.e. there is a posted transaction) for a given job will be printed.

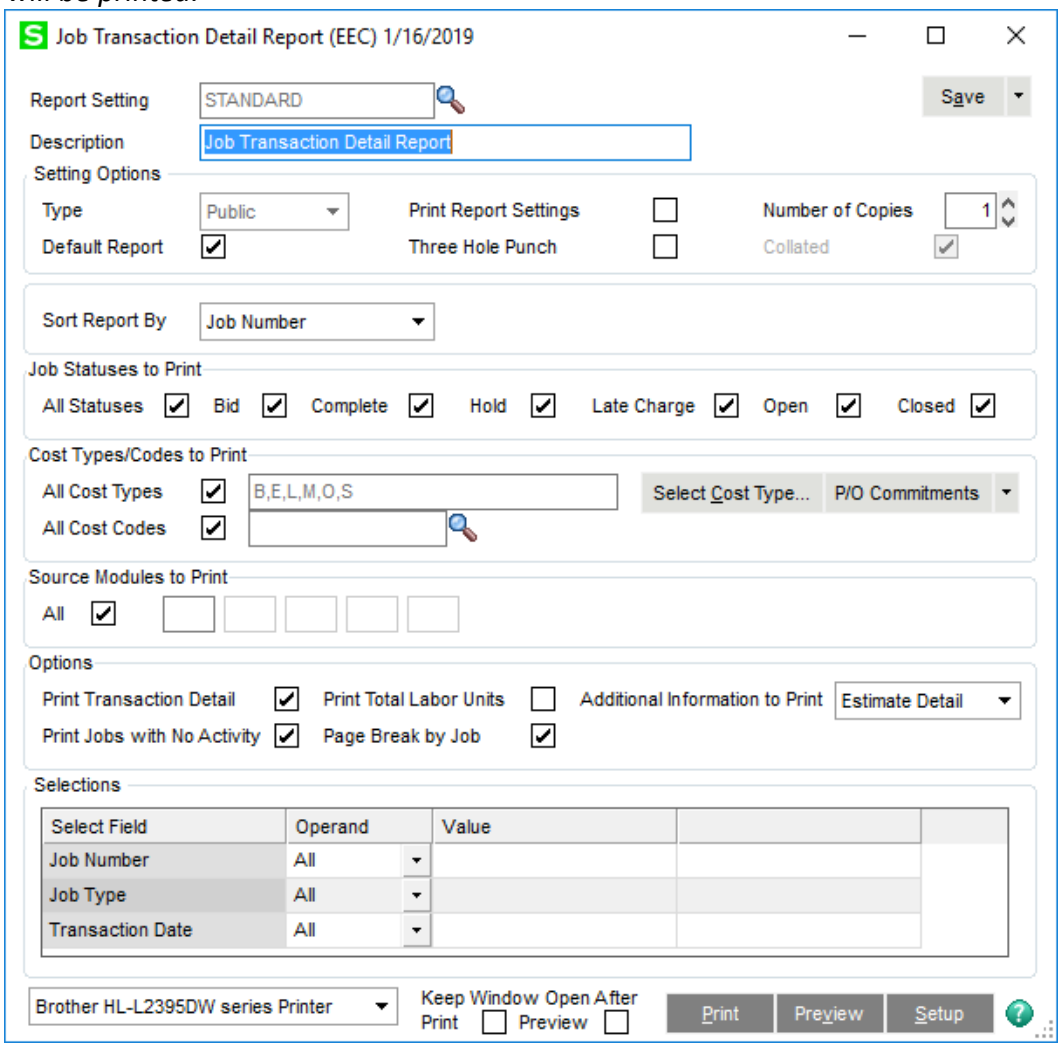

Copyright © 1993-2020 DSD BUSINESS SYSTEMS

If there are any 'Commitments,' they will be printed under each corresponding break total line, and the Total Commitments are printed under the Report Total line.

Job Transaction Detail Report

Main Report

Job Transaction Detail Report
Sorted by Job Number

Edwardson Electric Company (EEC)

Job No: EEC2140 Saddleback-Hospital Remodel **Customer No:** 01-SADDLE Saddleback Community Hospital

Job Type:	001 Contract Billing	**Bill Method:**	F FIXED	**Estimator:**	JACOBS	**Start Date:**	5/1/2020
Job Status:	O Open	**Status Date:**	5/31/2020	**Manager:**	ELLIOTT	**Compl Date:**	8/31/2020
Contract No:	2250-RTJ	**Contr Date:**	4/25/2020	**Rev.Contract:**	36,450.00	**SQ FEET**	10,000.00
%Complete:	60.00%	**Reported Date:**	5/15/2020	**Rev.Estimate:**	33,515.00	**Calc % Cmp:**	55.17%

Cost Code/Type Trans. Date	Source	Reference/Posting Remarks	Billed?	Unit Cost	Units	Dollars	Revised Estimate	%Estimate
100-010-001		Underground Work - Backhoe Dig						
S	Subcontract	01-J&J	**U/M:**			0.00	2,000.00	
5/30/2020	AP	01J&J JJ2587 Contract #J27143	Y	0.00	0.00	1,750.00		87.50%
5/30/2020	AP	01J&J JJ2650 BACKHOE DIG	N	0.00	0.00	350.55		17.53%
		Vendor 01-J&J Total:			0.00	2,100.55		105.03%
		Cost Type S Total:			0.00	2,100.55		105.03%
				P/O Commitments		0.00		
		Cost Code 100-010-001 Total:				2,100.55	2,000.00	105.03%
				P/O Commitments		0.00		
100-020-000		Underground Work - Concrete						
M	Material		**U/M:** EACH			0.00	0.00	
5/31/2020	PO	5G000004 0000176 FREIGHT	N	4.00	1.00	4.00		0.00%
		Cost Code 100-020-000 Total:				4.00	0.00	0.00%
				P/O Commitments		0.00		
100-030-000		Underground Work - Piping						
M	Material		**U/M:** FEET			0.00	0.00	
5/31/2020	PO	G000001 0000177 COUPL-P-1/2	N	0.08	150.00	12.00		0.00%
5/31/2020	PO	G000001 0000177 EMT-1/2	N	1.00	150.00	150.00		0.00%
		Cost Type M Total:			300.00	162.00		0.00%
				P/O Commitments		150.00		
		Cost Code 100-030-000 Total:				162.00	0.00	0.00%
				P/O Commitments		150.00		
100-040-000		Underground Work - Wire Pull						
M	Material		**U/M:** FEET			0.00	0.00	
5/31/2020	PO	G000002 0000178 FLEX-1	N	1.85	60.00	111.00		0.00%
		Cost Code 100-040-000 Total:				111.00	0.00	0.00%
				P/O Commitments		0.00		
100-099-001		Backhoe Dig - Sub Overhead						
O	Overhead		**U/M:**			0.00	0.00	

Current Page No.: 1 Total Page No.: 1+ Zoom Factor: 100%

Custom Job Cost Report

Below are examples of the selection screen, the detail report and summary report. The title for this report may be user defined during Setup. This report may be selected by a range of Job Numbers and Job Statuses. It may also be run in summary mode.

Only P/O Commitments for Cost Codes/Cost Types that are active (i.e. there is a posted transaction) for a given job will be printed.

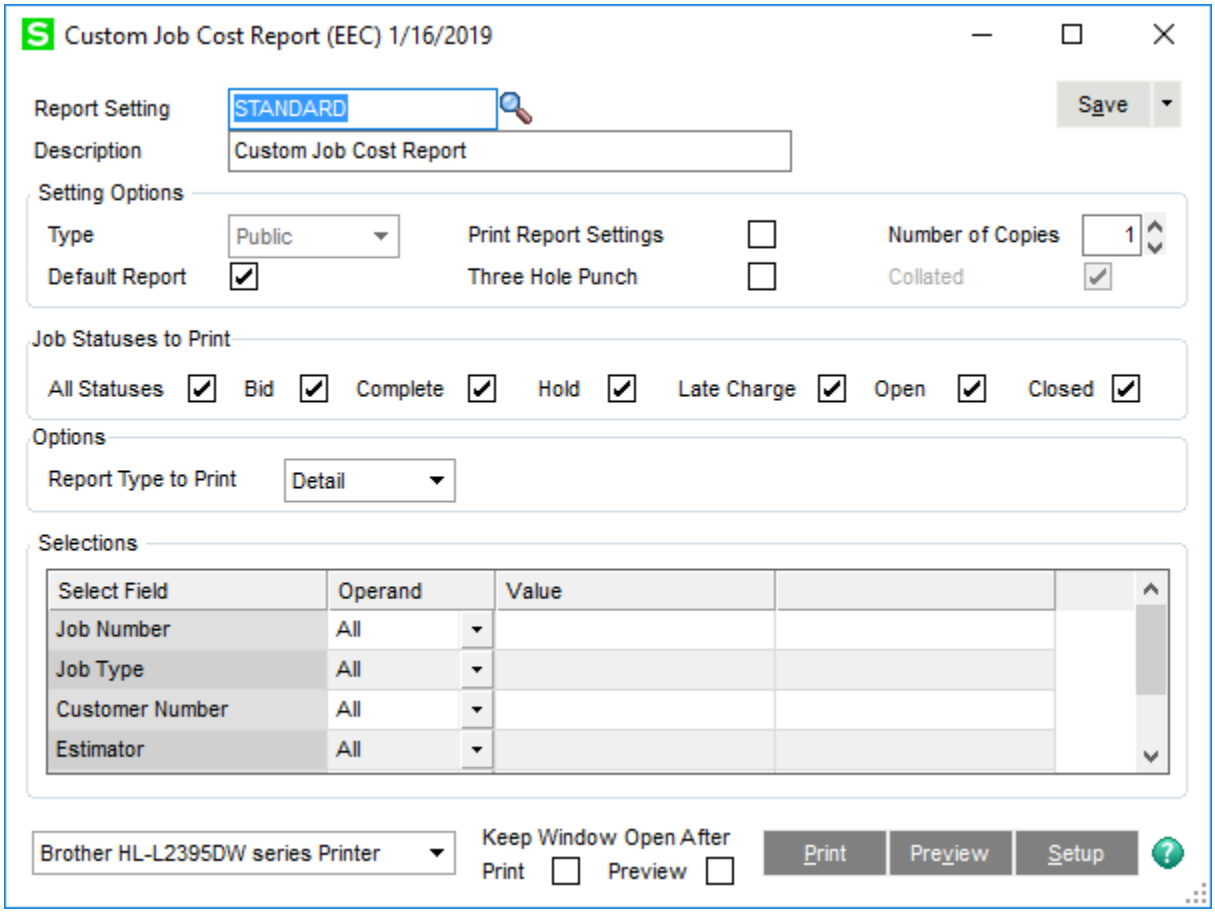

Custom JC Report - Header Information

The header section of the detail report contains the following data from the Job Masterfile and the Job Cost Transaction Detail File:

Job Number
Contract Number
Original Contract Amount
Manager
Customer Number
Contract Date
Change Order Amount(s)

Copyright © 1993-2020 DSD BUSINESS SYSTEMS

Amount Billed to Date
Job Type
Start Date
Revised Contract Amount
Last Bill Date
Job Status
Completion Date
Amt Over/Under Invoice
Actual Pct Complete

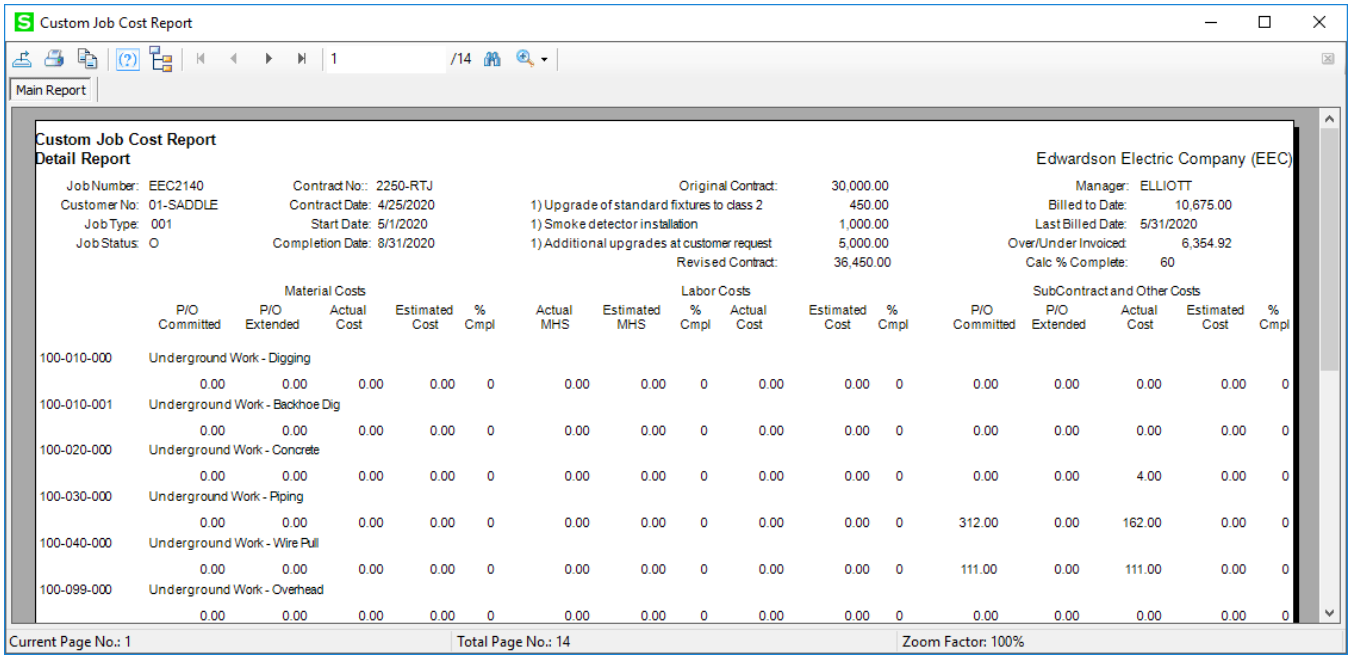

Custom Job Cost Report
Detail Report

Edwardson Electric Company (EEC)

Job Number: EEC2140
Customer No: 01-SADDLE
Job Type: 001
Job Status: O

Contract No:: 2250-RTJ
Contract Date: 4/25/2020
Start Date: 5/1/2020
Completion Date: 8/31/2020

Original Contract: 30,000.00
1) Upgrade of standard fixtures to class 2 450.00
1) Smoke detector installation 1,000.00
1) Additional upgrades at customer request 5,000.00
Revised Contract: 36,450.00

Manager: ELLIOTT
Billed to Date: 10,675.00
Last Billed Date: 5/31/2020
Over/Under Invoiced: 6,354.92
Calc % Complete: 60

		Material Costs					Labor Costs						SubContract and Other Costs				
		P/O Committed	P/O Extended	Actual Cost	Estimated Cost	% Cmpl	Actual MHS	Estimated MHS	% Cmpl	Actual Cost	Estimated Cost	% Cmpl	P/O Committed	P/O Extended	Actual Cost	Estimated Cost	% Cmpl
100-010-000	Underground Work - Digging	0.00	0.00	0.00	0.00	0	0.00	0.00	0	0.00	0.00	0	0.00	0.00	0.00	0.00	0
100-010-001	Underground Work - Backhoe Dig	0.00	0.00	0.00	0.00	0	0.00	0.00	0	0.00	0.00	0	0.00	0.00	0.00	0.00	0
100-020-000	Underground Work - Concrete	0.00	0.00	0.00	0.00	0	0.00	0.00	0	0.00	0.00	0	0.00	0.00	4.00	0.00	0
100-030-000	Underground Work - Piping	0.00	0.00	0.00	0.00	0	0.00	0.00	0	0.00	0.00	0	312.00	0.00	162.00	0.00	0
100-040-000	Underground Work - Wire Pull	0.00	0.00	0.00	0.00	0	0.00	0.00	0	0.00	0.00	0	111.00	0.00	111.00	0.00	0
100-099-000	Underground Work - Overhead	0.00	0.00	0.00	0.00	0	0.00	0.00	0	0.00	0.00	0	0.00	0.00	0.00	0.00	0

Current Page No.: 1 Total Page No.: 14 Zoom Factor: 100%

A maximum of ten change order amounts will list. If there are more than ten change orders, the sum of the change orders past the ninth will print as the tenth change order amount. Revised contract amount is the total of the original contract amount and all associated change orders.

Amount Over/Under Invoice is calculated as: ((Total Actual Cost for Job/Total Estimated Cost for Job)*Revised Contract Amount)-Amount Billed to Date.

Custom JC Report - Detail Information

The detail section of this report consists of one line for each Cost Code within the current Job Number, and columns for Material Costs, Labor Costs, and Subcontract and Other Costs. These columns are followed by a series of Total Costs columns.

The Material Costs and Subcontract and Other Costs sections contain the following data:

- P/O Committed: Total dollars of all Purchase Orders issued for the Cost Code/Cost Type. This is the original PO amount, calculated as Unit Cost times Quantity Ordered, regardless of whether the items have been received.

Copyright © 1993-2020 DSD BUSINESS SYSTEMS

- P/O Expended: Actual charge to the Cost Code/Cost Type for transactions with source of PO (these happen after a Receipt of Invoice update).
- Actual Cost: Total posted Job to Date Costs for Cost Code/Cost Type (including expended PO and non PO costs).
- Estimated Cost: Cost Code/Cost Type estimated from the Job Cost Detail File.
- % Complete: Actual Cost divided by Estimated Cost, rounded to whole percent.

The Labor Costs section contains the following data:

- Actual Hours: Job to Date Hours posted to the Cost Code/Labor Cost Type.
- Estimated Hours: Estimated Units for the Cost Code/Labor Cost Type from the Job Cost Detail File.
- % Complete: Actual Hours divided by Estimated Hours.
- Actual Cost: Job to Date Dollars posted to the Cost Code/Labor Cost Type.
- Estimated Cost: Estimated Dollars for the Cost Code/Labor Cost Type from the Job Cost Detail File.
- % Complete: Actual Dollars divided by Estimated Dollars.

The Total Costs section contains the following data:

- Actual Cost: Sum of Actual Cost from previous columns.
- Estimated Cost: Sum of Estimated Cost from previous columns.
- % Complete: Total Actual Cost divided by Total Estimated Cost.

Job Number totals print for each column in the Detail Section.

Custom JC Report - Footer Information

After the Job Number totals print, the following data will print:

- Projected O&P: Revised Contract Amount minus Total Estimated Cost.
- Projected Mark-Up: Projected O&P divided by Total Estimated Cost.

If the user elects to run the report in Summary mode, one line will print for each Job Number. The Job Description will print on the line, as will the Job Number totals for each of the Detail Section columns. Projected O&P and Projected Mark-Up for all Job Numbers will print in the Footer Section. No Header information will print on the Summary Report.

Copyright © 1993-2020 DSD BUSINESS SYSTEMS

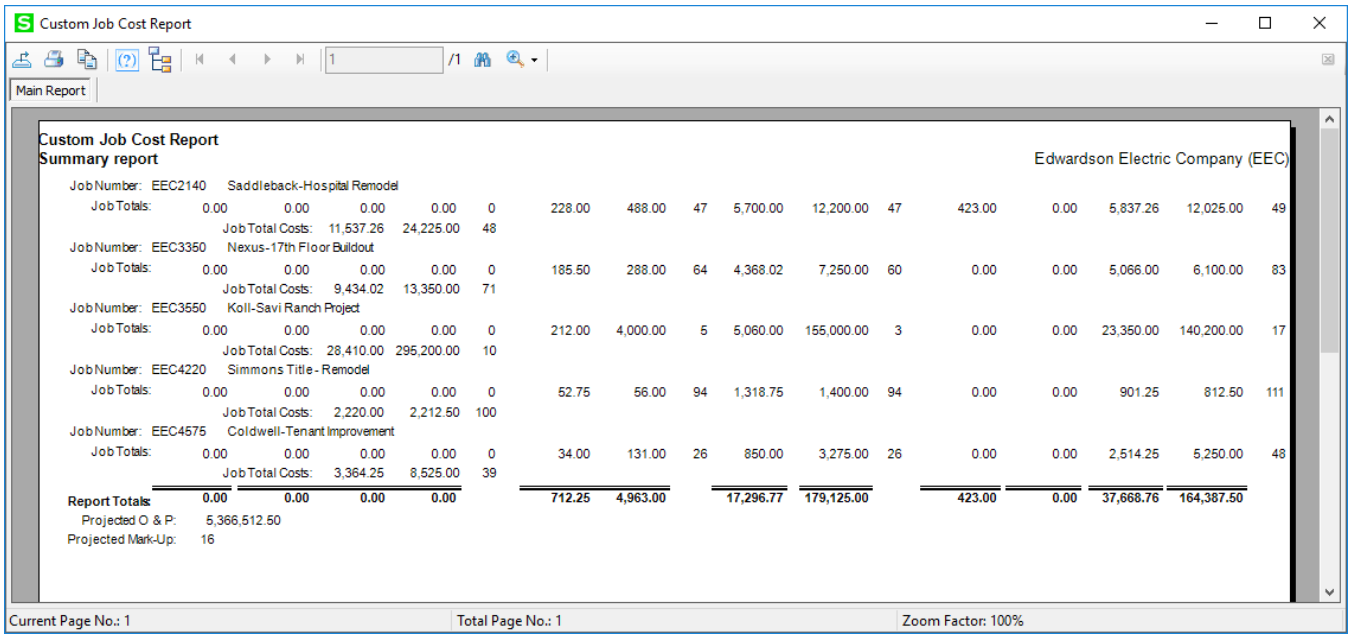

Custom Job Cost Report

Main Report

Custom Job Cost Report
Summary report

Edwardson Electric Company (EEC)

Job Number: EEC2140	Saddleback-Hospital Remodel															
Job Totals:	0.00	0.00	0.00	0.00	0	228.00	488.00	47	5,700.00	12,200.00	47	423.00	0.00	5,837.26	12,025.00	49
Job Total Costs:			11,537.26	24,225.00	48											
Job Number: EEC3350	Nexus-17th Floor Buildout															
Job Totals:	0.00	0.00	0.00	0.00	0	185.50	288.00	64	4,368.02	7,250.00	60	0.00	0.00	5,066.00	6,100.00	83
Job Total Costs:			9,434.02	13,350.00	71											
Job Number: EEC3550	Koll-Savi Ranch Project															
Job Totals:	0.00	0.00	0.00	0.00	0	212.00	4,000.00	5	5,060.00	155,000.00	3	0.00	0.00	23,350.00	140,200.00	17
Job Total Costs:			28,410.00	295,200.00	10											
Job Number: EEC4220	Simmons Title - Remodel															
Job Totals:	0.00	0.00	0.00	0.00	0	52.75	56.00	94	1,318.75	1,400.00	94	0.00	0.00	901.25	812.50	111
Job Total Costs:			2,220.00	2,212.50	100											
Job Number: EEC4575	Coldwell-Tenant Improvement															
Job Totals:	0.00	0.00	0.00	0.00	0	34.00	131.00	26	850.00	3,275.00	26	0.00	0.00	2,514.25	5,250.00	48
Job Total Costs:			3,364.25	8,525.00	39											
Report Totals:	**0.00**	**0.00**	**0.00**	**0.00**		**712.25**	**4,963.00**		**17,296.77**	**179,125.00**		**423.00**	**0.00**	**37,668.76**	**164,387.50**	

Projected O & P: 5,366,512.50
Projected Mark-Up: 16

Current Page No.: 1 | Total Page No.: 1 | Zoom Factor: 100%

Custom Cost Code Detail Report

This new report has identical selection and sort options to the existing Cost Code Detail Report. The report will print the same 'header block' containing the constant Job Masterfile information. The detail column layout, however, has been modified as follows:

- Cost Code and Cost Code Description
- Verified Estimate
- Adjustment to Verified Estimate (Original less Revised Estimate)
- Total Current Estimate (Revised Estimate)
- JTD Cost (equivalent to 'Job To Date')
- Purchase Order Commitments (equivalent to CMTD column)
- Total Cost To Date (JTD Cost + Committed Cost)
- Variance To Verified Estimate (Verified Estimate - Total Cost To Date)
- Variance To Current Estimate (Total Current Estimate - Total Cost To Date)

See below for an example of the report.

Copyright © 1993-2020 DSD BUSINESS SYSTEMS

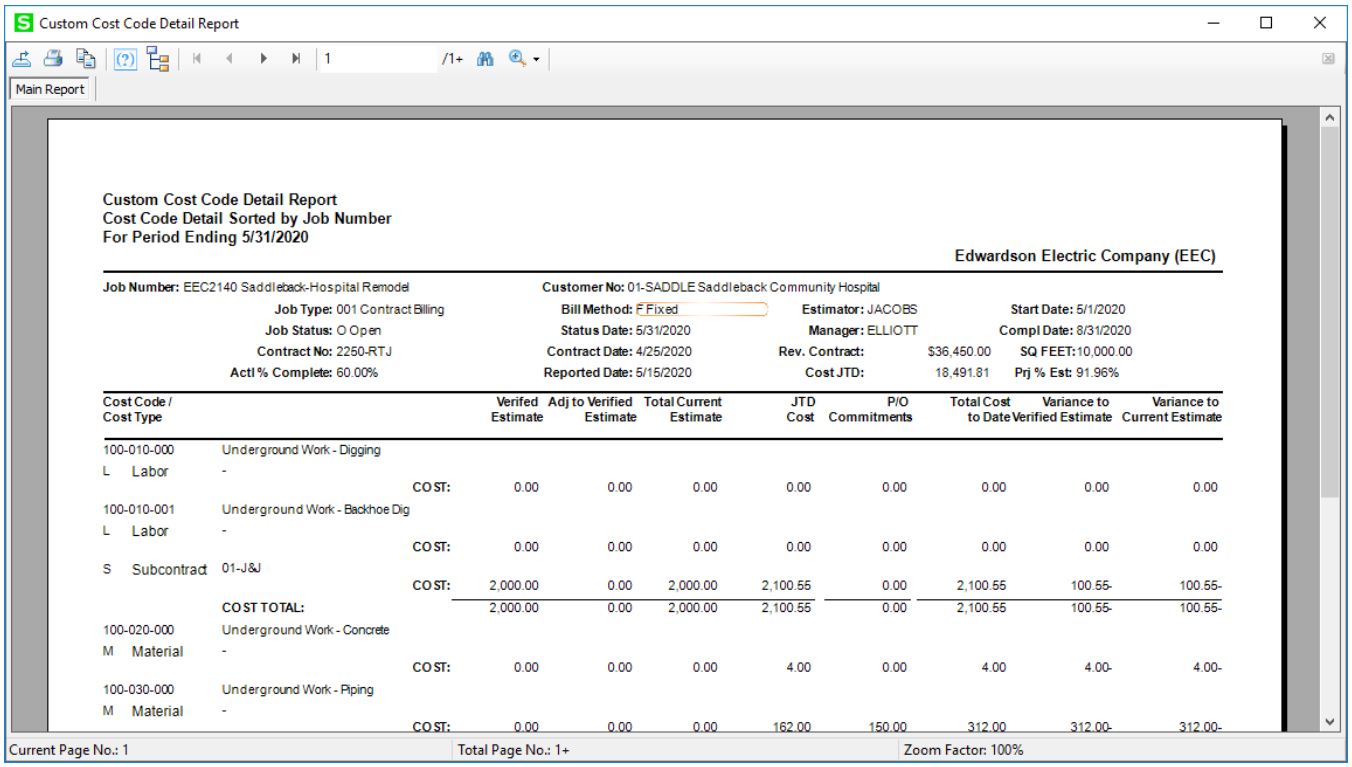

Custom Cost Code Detail Report
Cost Code Detail Sorted by Job Number
For Period Ending 5/31/2020

Edwardson Electric Company (EEC)

Job Number: EEC2140 Saddleback-Hospital Remodel
Customer No: 01-SADDLE Saddleback Community Hospital
Job Type: 001 Contract Billing
Bill Method: F Fixed
Estimator: JACOBS
Start Date: 5/1/2020
Job Status: O Open
Status Date: 5/31/2020
Manager: ELLIOTT
Compl Date: 8/31/2020
Contract No: 2250-RTJ
Contract Date: 4/25/2020
Rev. Contract: $36,450.00
SQ FEET: 10,000.00
Actl % Complete: 60.00%
Reported Date: 5/15/2020
Cost JTD: 18,491.81
Prj % Est: 91.96%

Cost Code / Cost Type			Verifed Estimate	Adj to Verified Estimate	Total Current Estimate	JTD Cost	P/O Commitments	Total Cost to Date	Variance to Verified Estimate	Variance to Current Estimate
100-010-000	Underground Work - Digging									
L Labor	-									
		COST:	0.00	0.00	0.00	0.00	0.00	0.00	0.00	0.00
100-010-001	Underground Work - Backhoe Dig									
L Labor	-									
		COST:	0.00	0.00	0.00	0.00	0.00	0.00	0.00	0.00
S Subcontract	01-J&J									
		COST:	2,000.00	0.00	2,000.00	2,100.55	0.00	2,100.55	100.55-	100.55-
	COST TOTAL:		2,000.00	0.00	2,000.00	2,100.55	0.00	2,100.55	100.55-	100.55-
100-020-000	Underground Work - Concrete									
M Material	-									
		COST:	0.00	0.00	0.00	4.00	0.00	4.00	4.00-	4.00-
100-030-000	Underground Work - Piping									
M Material	-									
		COST:	0.00	0.00	0.00	162.00	150.00	312.00	312.00-	312.00-

If you answered 'Y' to 'Enhanced Custom Cost Code Detail Report,' the following changes will be made to the report:

- Job-To-Date Billings and Job-To-Date Receipts will be added to the report's header section. These values will be taken from the Job Status screen from the JTD Invoice Billed and JTD Payment Received fields, respectively.
- The Estimator field will be re-titled 'Warranty.'
- The Contract Date will be re-titled 'PM Closed.'
- If you checked the box in Setup, the report will page break by Job Number.
- The report will suppress the 'Cost,' 'Unit,' and 'Cost/Unit' lines on the report if all the numerics for any of these rows are rows; i.e., the Cost row will print if it contains non-zeros, but the Units column for the same Cost Code/Cost Type will not print if all of its numerics are zero.

See below for an example of the report in enhanced format.

Copyright © 1993-2020 DSD BUSINESS SYSTEMS

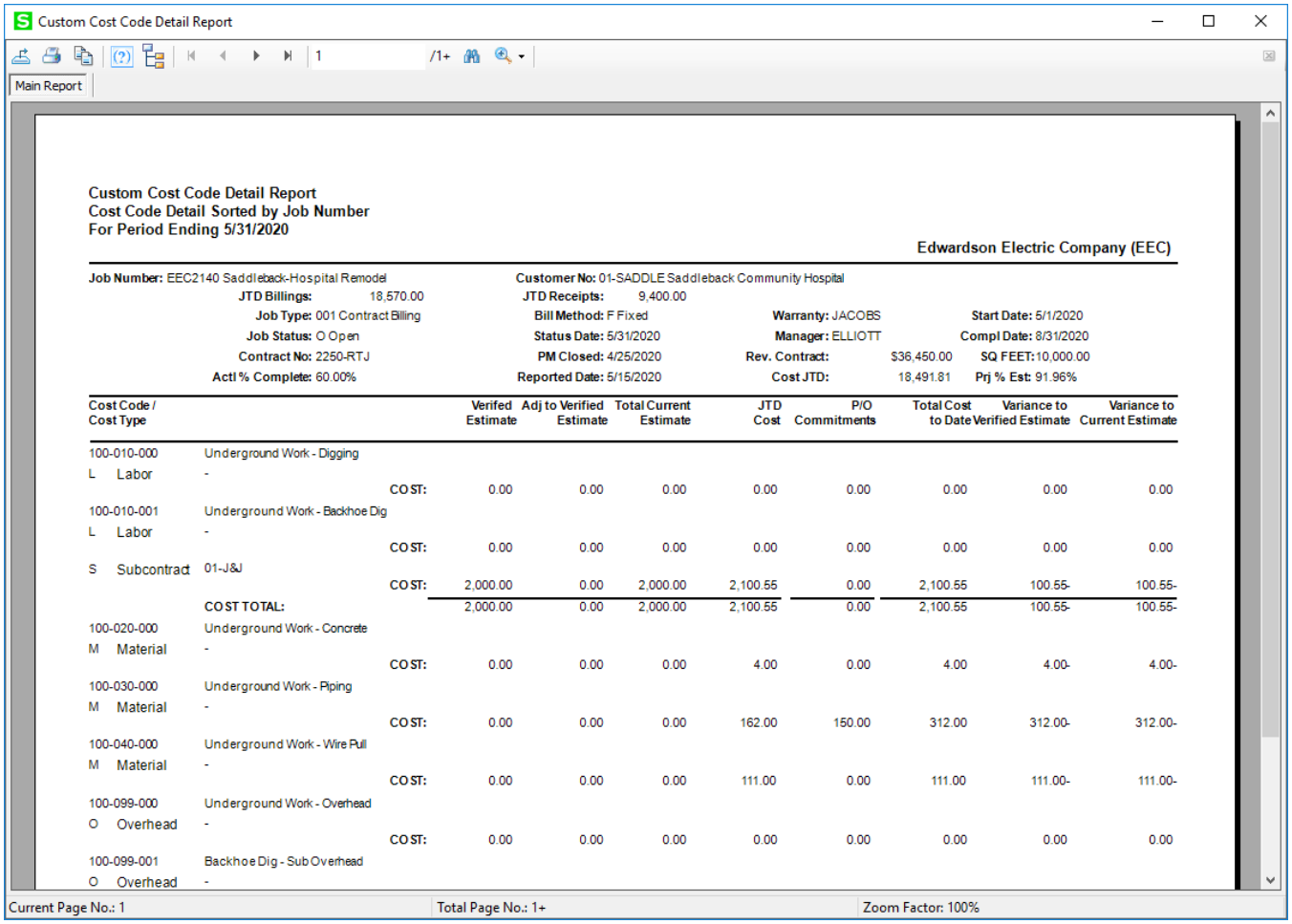

Custom Cost Code Detail Report

Main Report

Custom Cost Code Detail Report
Cost Code Detail Sorted by Job Number
For Period Ending 5/31/2020

Edwardson Electric Company (EEC)

Job Number: EEC2140 Saddleback-Hospital Remodel
Customer No: 01-SADDLE Saddleback Community Hospital
JTD Billings: 18,570.00
JTD Receipts: 9,400.00
Job Type: 001 Contract Billing
Bill Method: F Fixed
Warranty: JACOBS
Start Date: 5/1/2020
Job Status: O Open
Status Date: 5/31/2020
Manager: ELLIOTT
Compl Date: 8/31/2020
Contract No: 2250-RTJ
PM Closed: 4/25/2020
Rev. Contract: $36,450.00
SQ FEET: 10,000.00
Actl % Complete: 60.00%
Reported Date: 5/15/2020
Cost JTD: 18,491.81
Prj % Est: 91.96%

Cost Code / Cost Type			Verifed Estimate	Adj to Verified Estimate	Total Current Estimate	JTD Cost	P/O Commitments	Total Cost to Date	Variance to Verified Estimate	Variance to Current Estimate
100-010-000	Underground Work - Digging									
L Labor	-									
		COST:	0.00	0.00	0.00	0.00	0.00	0.00	0.00	0.00
100-010-001	Underground Work - Backhoe Dig									
L Labor	-									
		COST:	0.00	0.00	0.00	0.00	0.00	0.00	0.00	0.00
S Subcontract	01-J&J									
		COST:	2,000.00	0.00	2,000.00	2,100.55	0.00	2,100.55	100.55-	100.55-
	COST TOTAL:		2,000.00	0.00	2,000.00	2,100.55	0.00	2,100.55	100.55-	100.55-
100-020-000	Underground Work - Concrete									
M Material	-									
		COST:	0.00	0.00	0.00	4.00	0.00	4.00	4.00-	4.00-
100-030-000	Underground Work - Piping									
M Material	-									
		COST:	0.00	0.00	0.00	162.00	150.00	312.00	312.00-	312.00-
100-040-000	Underground Work - Wire Pull									
M Material	-									
		COST:	0.00	0.00	0.00	111.00	0.00	111.00	111.00-	111.00-
100-099-000	Underground Work - Overhead									
O Overhead	-									
		COST:	0.00	0.00	0.00	0.00	0.00	0.00	0.00	0.00
100-099-001	Backhoe Dig - Sub Overhead									
O Overhead	-									

Current Page No.: 1 Total Page No.: 1+ Zoom Factor: 100%

New and Revised Dictionary Definitions:

File	Field
JC_JobCostCodeDetailReportWrk	POCommitments_234
	POCommited_234
JC_JobTransactionDetailWrk	PrintPOCommitments_234
	POCommitments_234
JC234_J12_CustomCCDetailRptWrk	<All fields>
JC234_J12_CustomReportWrk	<All fields>

Copyright © 1993-2020 DSD BUSINESS SYSTEMS

Section E: Uninstall DSD Enhancements

A DSD Enhancements Uninstall Utility has been provided for the purposes of removing DSD Enhancements from your Sage 100 System. This utility may be accessed from the **DSD Enhancement Control Panel** menu option on the **Library Master / Utilities** menu.

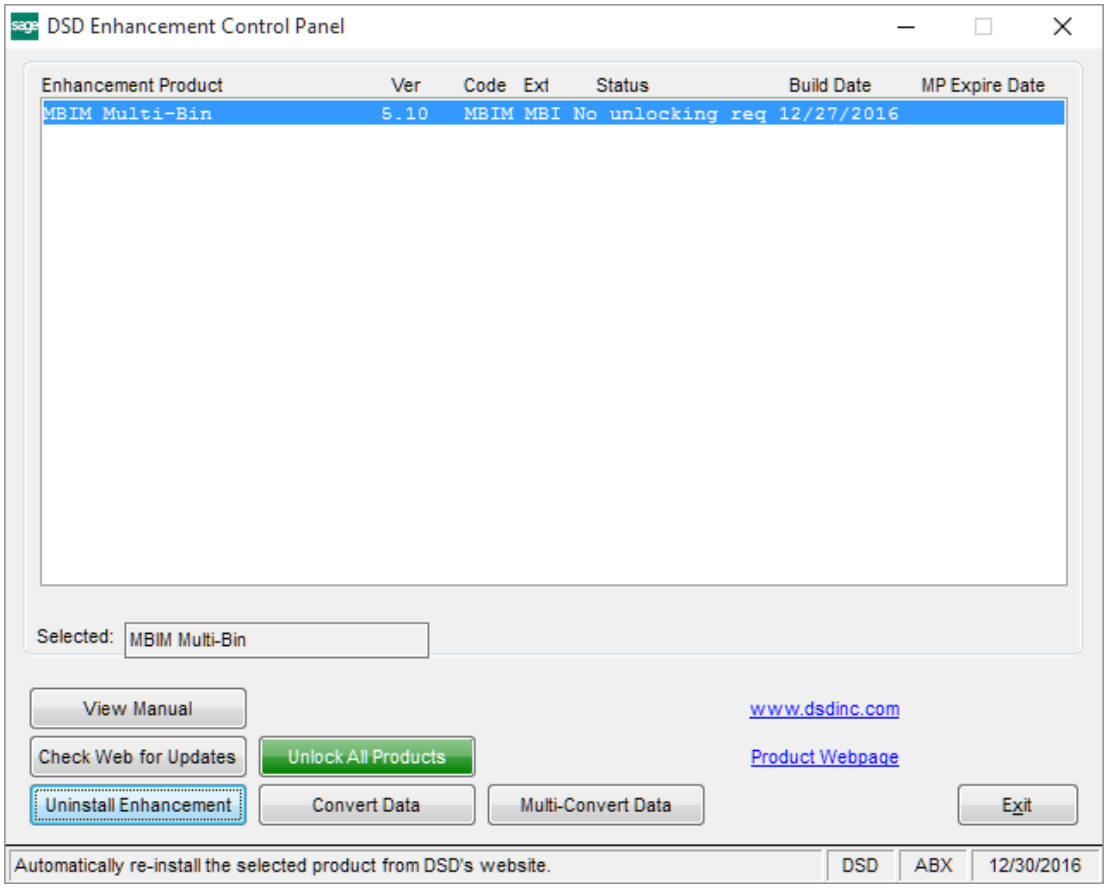

When accessing the **DSD Enhancement Control**, select the enhancement that you wish to Uninstall, and then select the **Uninstall Enhancement** button. The following message box will appear:

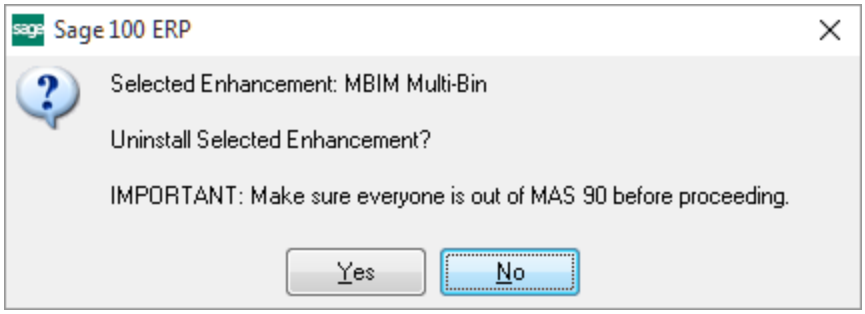

Select **No** to exit the Uninstall Process.
Select **Yes** to continue with the Uninstall Process.

Copyright © 1993-2020 DSD BUSINESS SYSTEMS

The following message box will appear, to remind you that a complete backup of your entire Sage 100 system should be completed prior to uninstalling a DSD product.

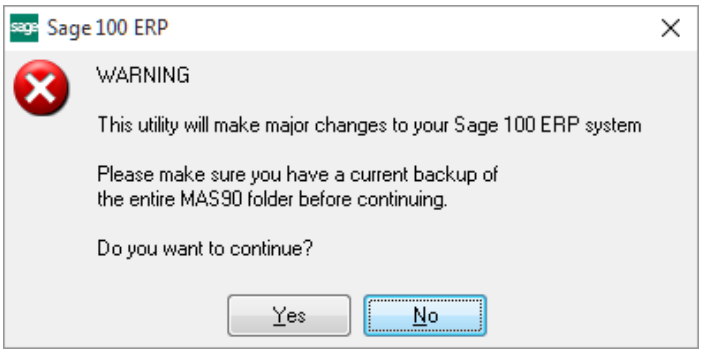

Select **No** to exit the Uninstall Process.
Select **Yes** to continue with the Uninstall Process.

After the Uninstall of the DSD Enhancement, you MUST reinstall certain standard Sage 100 modules, followed by reinstallation of Product Updates and Hot Fixes, if applicable.

A message box will appear, and will display which of those specific Sage 100 modules you must reinstall afterwards.

Select **No** to exit the Uninstall Process.
Select **Yes** to continue with the Uninstall Process.

The following message box will appear, displaying the final warning message.

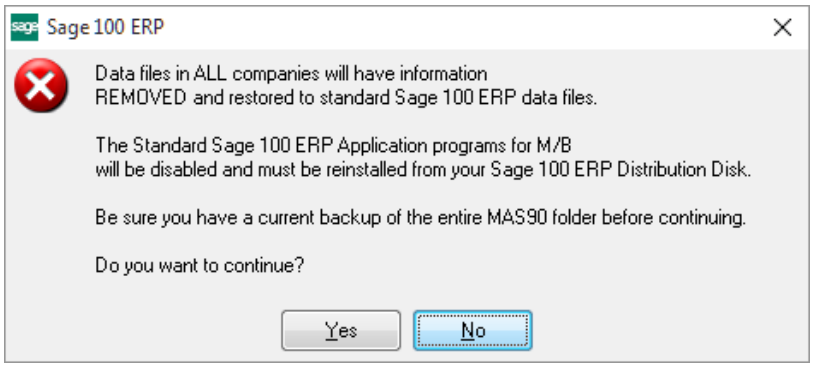

Select **No** to exit the Uninstall Process.
Select **Yes** to continue with the Uninstall Process. At this point, the DSD Enhancement will be removed from the Sage 100 system.

After completion of the Uninstall, the following message box will appear. Select OK to continue.

Copyright © 1993-2020 DSD BUSINESS SYSTEMS

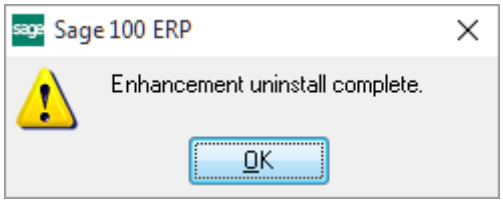

Now that the Uninstall process is completed, you must:

- Reinstall the applicable standard Sage 100 modules
- Reinstall the latest Sage 100 Service Pack/Updates, if applicable.
- Reinstall any other DSD Enhancements or Developer products that are affected from the reinstallation of the standard Sage 100 module(s).

Copyright © 1993-2020 DSD BUSINESS SYSTEMS