



DSD Business Systems

Sage 100 Enhancements

J009

Full Item Descriptions

JC-1009

Version 5.30



Information in this document is subject to change without notice.

Copyright 1993-2016, DSD Business Systems All rights reserved.

Full Item Descriptions User's Manual
Version 5.30

25 March, 2016

DSD Business Systems
5120 Shoreham Place
Suite 280
San Diego, CA 92122
858/550-5900 8:00am to 5:00pm PST
858/550-4900 Fax

Trademarks

ProvideX[®] is a Trademark of Sage Software.

Windows is a trademark of Microsoft Corporation.

Sage 100[®] is a registered trademark of Sage Software.

PXPlus[®] is a registered trademark of PVX Plus technologies

All other product names and brand names are service marks, and/or trademarks or registered trademarks of their respective companies.

This documentation and the software described herein, is prepared and published under license. Sage Software has not tested or verified either the software or any representation in this documentation regarding the software. Sage Software does not make any warranty with respect to either this documentation or the software described herein, and specifically disclaims any warranty, express or implied, with respect hereto, including the warranties of fitness for a particular purpose and merchantability.

Table of Contents

SECTION A: INTRODUCTION	5
WEB RESOURCES	5
SUPPORT	5
FULL ITEM DESCRIPTIONS FEATURES	6
SECTION B: GETTING STARTED	7
REQUIRED LEVELS	7
INSTALLATION	7
DSD ENHANCEMENT CONTROL PANEL	9
SECTION C: SETUP	11
SECTION D: SYSTEM OPERATIONS	12
UPDATE PROCESS.....	12
JOB BILLING SELECTION REGISTER.....	12
JOB TRANSACTION DETAIL REPORT	13
JOB INVOICE PRINTING	14
REFORMAT FULL ITEM DESCRIPTION DATA UTILITY.....	15
HELPFUL HINTS	15
FORMS	16
Non-Graphical Forms	16
Graphical Forms.....	17
FILE DESCRIPTION FIELDS.....	17
VISUAL INTEGRATOR	17
CRYSTAL REPORTS AND THE ODBC DICTIONARY	17
SECTION E: UNINSTALL DSD ENHANCEMENTS	18
LICENSE AGREEMENT	21
FAX TRANSMITTAL FORM	23

Section A: Introduction

This manual contains a description and instructions for this DSD product. Operating instructions are included for the features added by this product to Sage 100. For instructions on using Sage 100, refer to the appropriate Sage 100 manual, or call your Sage 100 reseller. DSD Business Systems offers excellent Sage 100 support, at an hourly rate.

Web Resources

DSD web site: <http://www.dsdinc.com>

The Enhancement page contains:

- Current Release Schedule*
- Purchasing Information*
- Installation Instructions*
- Product Support*
- Enhancement Links*

J009 Full Item Descriptions:

<http://www.dsdinc.com/enh/pages/J009.htm>

The product web page contains:

- Product Description*
- Web Links*
- Current Product Version Table*
- Product Installation File Download*
- Product Manual in .pdf Format*
- Revision History*
- FAQ*

Support

DSD provides product support through Sage 100 resellers. Support is provided for the current version. Older versions are supported at an hourly rate. DSD's telephone number is 858-550-5900. Fax: 858-550-4900.

For a hard error, where the program displays an error dialog, report:

- Error number.*
- Program name.*
- Line number.*
- Program version.*

*Exact sequence that caused the error, including menus and menu selections.
Other pertinent information.*

If leaving a message or faxing, please include:

Your name.

Your phone number (and fax if applicable) and extension.

It is possible to be unable to duplicate a problem, because of data corruption or because we have not exactly duplicated a particular operating environment. In such circumstances, we can only continue to try to fix the problem if we can either access the system with Symantec PCAnywhere or by some other means access or duplicate the system.

Full Item Descriptions Features

This Extended Solution to the Job Cost module allows the full description of inventory items to print on the Billing Selection Register, Job Transaction Detail Report and Job Invoices. The full descriptions are issued to a job from Inventory or received to a job from Purchase Order. In addition, depending upon your configuration, you may print the Purchase Order and Vendor Names for P/O transactions and the transaction header Comment for I/M transactions. A Reformat Full Item Description Data Utility has also been added.

DSD Extended Solutions IM-1090: *Extended Item Information Posting to Job Cost* and/or PO-1044: *Custom Comment Post to Job Cost* must be installed and enabled in order for this Extended Solution to function depending on whether Job Cost Posting is being performed from Purchase Order or Inventory Transaction Entry.

Section B: Getting Started



- If you reinstall or upgrade one of the Sage 100 modules listed in the following table, you must also reinstall this Enhancement.
- Enhancements from different Sage Developers are generally not designed to work together. If installed together, problems are likely to occur.
- Check with DSD before installing more than one Enhancement.

Required Levels

Sage 100 Module	Module Required	Required Level
J/C	Y	5.30
I/M or P/O	Y	5.30

Installation

1. **Back-up:** Exit all Sage 100 sessions. Back-up existing Sage 100 data.
2. **Check Levels:** Sage 100 module levels **must match** those listed above.
3. **Run Enhancement Setup Program:** Save the executable installation program (sent to you or downloaded from our website) in a convenient location on the Sage 100 server. Launch the program from Windows Explorer or by selecting Start/Run, and then browse for the file in the location you saved it. Follow on-screen instructions.
4. **Send your Sage Serial Number to your DSD Representative:** Send your Sage Serial Number to your DSD representative in order for us to send you back the encrypted keys to unlock your system. This serial number can be found in Library Master\Setup\System Configuration, Tab 3. Registration as Serial Number.
5. **Re-Start Sage 100:** Sage 100 will be updated.
6. **Unlock the Enhancement:** DSD Enhancements must be unlocked to run. When any part of the Enhancement is run for the first time, the **DSD Enhancement License Agreement and Activation** window will appear. Follow the steps shown on that window. *You can click the Help button for more detailed instructions.*

Note: On the next page is a screenshot of the DSD Enhancement License Agreement and Activation window.

After accepting the License Agreement, you can then select the type of unlocking that you'd prefer. The choices are File, Web, Demo and Manual Entry.

File Unlock: After receiving your encrypted serial number key file from DSD, and placing that file in the MAS90/SOA directory, selecting this option will unlock all products keys contained in the file. This means you can unlock all enhancements at once using this option.

Web Unlock: If the system that is running the DSD Enhancement *has web access* and you *have sent DSD your Sage Serial number*, you can unlock the Enhancement without assistance using Web Unlock. When this option is selected, the program will attempt to download encrypted serial number key file from DSD *and then proceed to unlock all enhancements contained in the file*.

- The Sage 100 system that is being used must have web access for this option to be effective.
- You can send your Sage Serial Number to your DSD Enhancements sales representative.

Demo Unlock: If a Demo mode is available for the Enhancement you're running, you will be able to Demo unlock the product without assistance from DSD for demo purposes.

- *Creating a Demo Unlock is a good way to temporarily unlock DSD Enhancements off-hours, if you do not have web or email access. Later, you can unlock the product fully, during business hours.*

DSD Enhancement License Agreement and Activation

License Agreement
 YOU MUST READ THIS AGREEMENT COMPLETELY AND AGREE BEFORE PROCEEDING. SCROLL THROUGH THIS AGREEMENT USING THE SLIDER CONTROL.
 IMPORTANT: THIS SOFTWARE IS LICENSED BY DSD BUSINESS SYSTEMS, INC. TO CUSTOMERS FOR THEIR USE ONLY IN ACCORDANCE WITH THE TERMS SET FORTH IN THIS CUSTOMER LICENSE AGREEMENT. OPENING OR USING THIS PACKAGE CONSTITUTES ACCEPTANCE OF THESE TERMS. IF THE TERMS OF THIS LICENSE ARE NOT ACCEPTABLE, THE CUSTOMER MAY OBTAIN A FULL REFUND OF ANY MONEY PAID IF THIS UNUSED, UNOPENED PACKAGE IS RETURNED WITHIN TEN (10) DAYS TO THE DEALER FROM WHICH IT WAS ACQUIRED.

1 Agree to License Agreement
☒ Agree ☐ Disagree

2 Select Unlocking Type
☐ Web ☐ File
☐ Demo ☒ **Manual Entry**

3 Call DSD at 858-550-5900
 Have this information ready: End User Name:
 Serial Number:

4 Enter the following from DSD
 Activation Key:
 Click to Unlock:

ABC 4/28/2010

Manual Entry Unlock: If you want to unlock a single enhancement using a single encrypted key, you can select this option and enter the 64 character key you receive from DSD by copy and paste.

*Note: You can also unlock a DSD Enhancement through the DSD Enhancement Control Panel found on the Library Master Utilities Menu. Then, select the Enhancement with your mouse from the list of Enhancements and click the **Unlock Product** button on the right side of the window.*

- Convert Data:** After registration, the Data Conversion window will appear. Follow on-screen instructions to complete data conversion. *You can exit the conversion program without converting data. The Enhancement will not proceed, however, until data is converted. If you enter an enhanced program and data has not been converted, the conversion program will run again.*

DSD Enhancement Control Panel

Starting with version 3.61, all DSD Enhancement products include DSD's Enhancement Control Panel. The DSD Enhancement Control Panel is accessed from the Library Master Utilities menu.

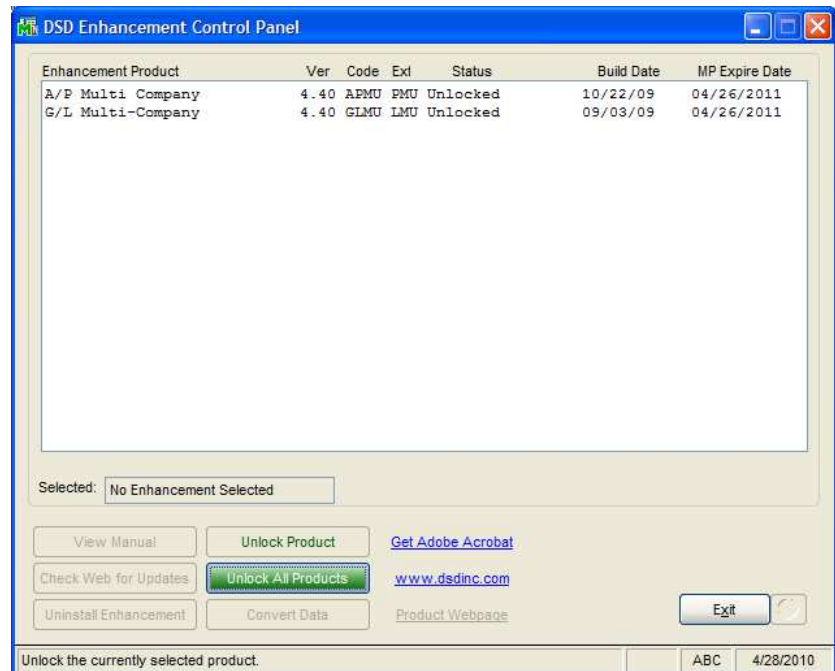
The DSD Enhancement Control Panel is a simple to use yet powerful system to help maintain DSD Enhancements installed on a Sage 100 system. To use it, select an Enhancement product from the list on the window and then click the button, on the right side of the window, which corresponds with the desired task.

View Manual: This button will display the product manual for the selected Enhancement using Adobe Acrobat. For this to be possible, the PDF file for the corresponding manual must be in the "MAS90/PDF" folder in the Sage 100 system. If the file is not present, and the system has web access, the correct PDF file will be automatically downloaded from the DSD website, put into the "MAS90/PDF" folder and then displayed.

Check the Web for Updates: This button will check the DSD website to see what the current build is the selected Enhancement and alert the user if a later version is available. *This requires an FTP web connection on the Sage 100 system.*

Unlock Product: This will cause the DSD Enhancement License Agreement and Activation window to appear. Using this window is described on the previous page. *This button is disabled if the selected Enhancement is already unlocked.*

Unlock All Products: This will cause the DSD Enhancement All License Agreement and Activation window to appear. This window is similar to the one described on the previous page, but has only web and file as options to unlock. *This button is never disabled.*



Convert Data: After verification, the selected Enhancements data conversion program will run. Data conversion is non-destructive, and may be triggered any number of times. Sometimes this is required to fix data records imported or updated from a non-enhancement installation.

Help: The Help button, located at the bottom right of the window, opens an HTML help file .

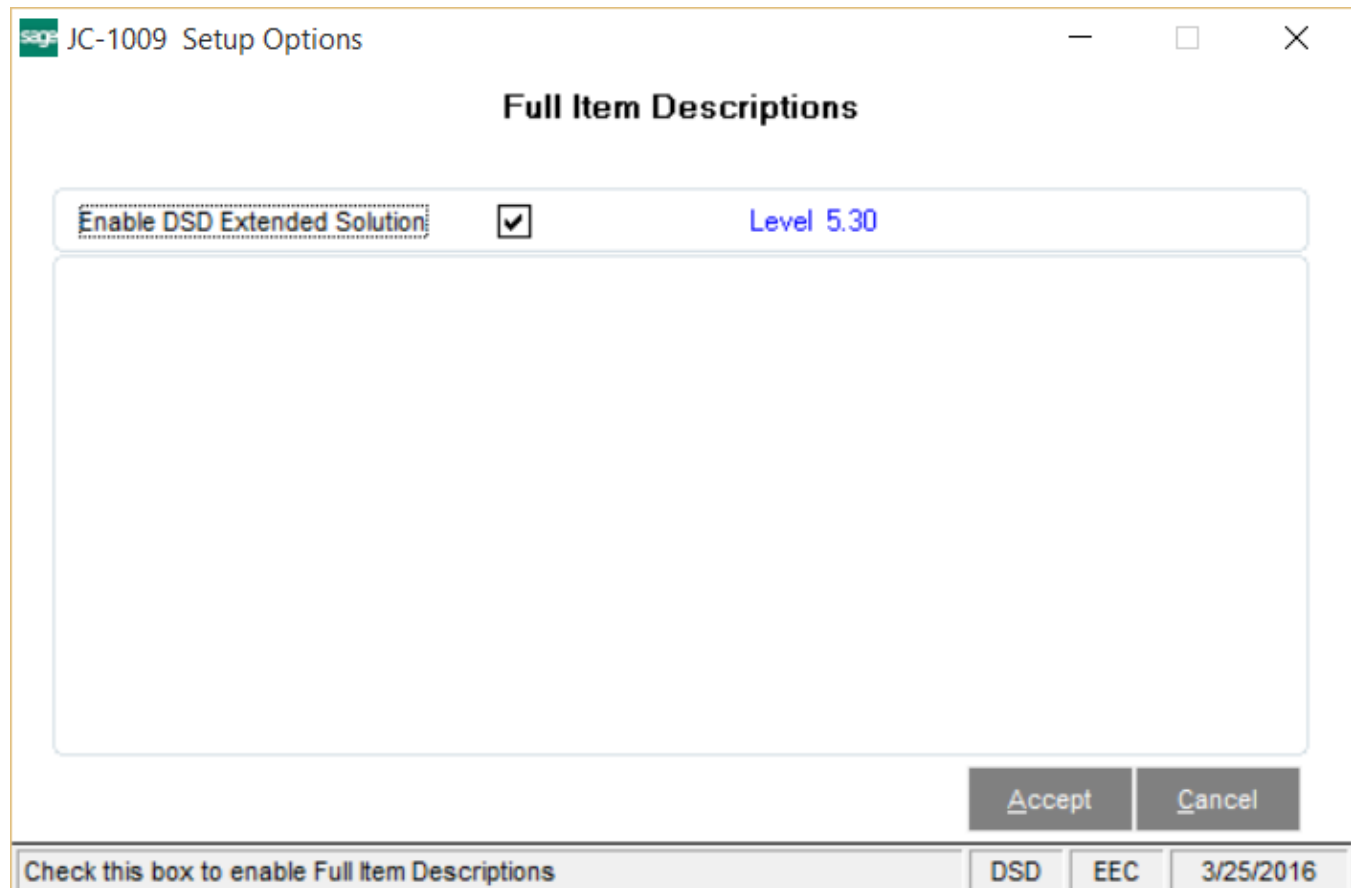
Get Adobe Acrobat: Opens the Adobe Acrobat website to the page where Acrobat can be downloaded and installed.

Uninstall Enhancement If this option is available, then selecting this button will start the un-install process, removing the enhancement from the system.

There are also links to the DSD website and the Enhancement page on that site.

Section C: Setup

Upon completion of software installation, you will need to access the DSD Extended Solutions Setup from the Job Cost Setup menu. Select this part number and the Setup screen for this Extended Solution will appear. Check the 'Enable DSD Extended Solution' box to activate this Extended Solution.



The screenshot shows a window titled "JC-1009 Setup Options" with a standard Windows interface (minimize, maximize, close buttons). The main heading is "Full Item Descriptions". Below this, there is a section with a checkbox labeled "Enable DSD Extended Solution" which is checked, and the text "Level 5.30" to its right. A large empty rectangular box is positioned below the checkbox. At the bottom right of the window are two buttons: "Accept" and "Cancel". A status bar at the very bottom contains the text "Check this box to enable Full Item Descriptions" on the left, and "DSD", "EEC", and "3/25/2016" on the right.

You should visit this Setup screen after each upgrade or reinstallation of this Extended Solution.

If the Reformat Full Item Description Data Utility has not previously been added to a menu, a pop-up screen will be presented allowing you to automatically add this Extended Solution to the selected menu. Answer 'No' if you want to use standard Sage 100 Menu Maintenance to add the program to a different menu of your choice.

Section D: System Operations

Update Process

If PO-1044 is enabled, the Job Transaction Posting Comment will be changed (per PO-1044 Setup) and the Item Number, Description, PO Number and Vendor Name will be recorded during Receipt of Goods/Invoice update, Return of Goods update and Material Requisition update. If IM-1090 is enabled, Item Number, description and Transaction Header Comment will be recorded during Transaction Register update. Upon completion of their respective updates, this Extended Posting Information becomes available to the following Job Cost Reports and Job Invoice Printing.

Job Billing Selection Register

The Job Billing Selection Register will print the full item description instead of just the item number where available. In the case of special and miscellaneous items which are received to a job from purchase order, the full description from the purchase order is used. If available, the Extended Posting Information will be printed.

Edwardson Electric Company

JOB BILLING SELECTION REGISTER

JOB NO.	DESCRIPTION										
EEC2140	-Saddleback-Hospital Remodel	CUSTOMER: 01 -SADDLE Saddleback Community Hospital				TYPE: 001		BILL DATE: 03/15/11			
	MNGR: ELLIOTT	BILL MTHD: TIME		RET RATE: 20.00%		TERMS: 01		SP: 0200		COMM RATE: 2.50%	
	REV CONT:	36,450.00		ACT % CMLPT: 60.00%		NET INV:		3,909.00		INV DATE: 03/15/11	
	REV EST:	33,515.00		CALC % CMLPT: 57.39%		SALES TAX:		233.10		INV NO: 0002540 -IN	
	JTD COST:	19,233.05		BILLED TO DATE: 18,570.00		RETENTION:		781.80		INV TOTAL: 3,360.30	
COST CODE	TYP	BIL	VENDOR NO.	DESCRIPTION	BILL MTHD	U/M	UNITS	COST	BILL RATE	BILL AMOUNT	
100-040-000	M	Y	000178	FLEX-1	UNIT PRC	Feet	60.0000	111.00	1.5000	90.00	
100-040-000	M	Y	#10 INDOOR	10 GUAGE INDOOR WI	UNIT PRC	Feet	500.0000	140.00	1.5000	750.00	
ITEM: 100-WT-WH			100 WATT WHITE BULB	COMMENT: Additional supplies needed							
100-040-000	M	Y	#10 OUTDOOR	10 GUAGE EXTERIOR	UNIT PRC	Feet	500.0000	140.00	1.5000	750.00	
ITEM: #10 OUTDOOR			10 GUAGE EXTERIOR WIRE	COMMENT: Original supply order							
100-040-000	M	Y	#12 INDOOR	12 GAUGE INDOOR WI	UNIT PRC	Feet	600.0000	120.00	1.5000	900.00	
ITEM: #12 INDOOR			12 GAUGE INDOOR WIRE	COMMENT: Original supply order							
100-040-000	M	Y	#12 OUTDOOR	12 GAUGE EXTERIOR	UNIT PRC	Feet	300.0000	78.00	1.5000	450.00	
ITEM: #12 OUTDOOR			12 GAUGE EXTERIOR WIRE	COMMENT: Original supply order							
100-040-000	M	Y	100-WT-WH	100 WATT WHITE BUL	UNIT PRC	Feet	150.0000	135.00	1.5000	225.00	
ITEM: 100-WT-WH			100 WATT WHITE BULB	COMMENT: Original supply order							
100-040-000	M	Y	#10 INDOOR	10 GUAGE INDOOR WI	UNIT PRC	Feet	150.0000	42.00	1.5000	225.00	
ITEM: #10 INDOOR			10 GUAGE INDOOR WIRE	COMMENT: Additional supplies needed							
100-040-000	M	Y	#10 OUTDOOR	10 GUAGE EXTERIOR	UNIT PRC	Feet	75.0000	21.00	1.5000	112.50	
ITEM: #10 OUTDOOR			10 GUAGE EXTERIOR WIRE	COMMENT: Additional supplies needed							
100-040-000	M	Y	#12 INDOOR	12 GAUGE INDOOR WI	UNIT PRC	Feet	100.0000	20.00	1.5000	150.00	
ITEM: #12 INDOOR			12 GAUGE INDOOR WIRE	COMMENT: Additional supplies needed							
100-040-000	M	Y	#12 OUTDOOR	12 GAUGE EXTERIOR	UNIT PRC	Feet	125.0000	32.50	1.5000	187.50	
ITEM: #12 OUTDOOR			12 GAUGE EXTERIOR WIRE	COMMENT: Additional supplies needed							
100-040-000	M	Y	100-WT-WH	100 WATT WHITE BUL	UNIT PRC	Feet	30.0000	27.00	1.5000	45.00	
ITEM: 100-WT-WH			100 WATT WHITE BULB	COMMENT: Additional supplies needed							
500-099-001	O	Y	Safety Systems - Overhead				% MARKUP	20.00	20.00%	24.00	
									NET INVOICE:	3,909.00	
									REPORT TOTAL:	3,360.30	

Job Transaction Detail Report

The Job Transaction Detail Report includes an option to print an enhanced reference comment by clicking the 'More...' button. If selected, the report will print the full item description instead of just the item number where available. In the case of special and miscellaneous items which are received to a job from purchase order, the full description from the purchase order is used. If available, the Extended Posting Information will be printed.

Edwardson Electric Company									
JOB TRANSACTION DETAIL REPORT									
JOB NUMBER: EEC2140		Saddleback-Hospital Remodel		CUSTOMER NO: 01-SADDLE Saddleback Community Hospital		ESTIMATOR: JACOBS		START DATE: 05/01/03	
JOB TYPE: 001 Contract Billing		JOB STATUS: O OPEN		BILL METHOD: T TIME & MATR		MANAGER: ELLIOTT		COMPL DATE: 08/31/03	
CONTRACT NO: 2250-RTJ		% COMPLETE: 60.00%		STATUS DATE: 05/31/03		CONTR DATE: 04/25/03		REV. CONTRACT: 36,450.00	
				REPORTED DATE: 05/15/03		REV. ESTIMATE: 33,515.00		SQ FEET: 10,000	
								CALC% CMP: 57.39%	
COST CODE/ TYPE	TRANS DATE	SRC	REFERENCE/POSTING REMARKS	BILLED?	UNIT COST	UNITS	DOLLARS	REVISED ESTIMATE	% OF ESTMT
100-040-000			Underground Work - Wire Pull						
		M	Material	U/M: Feet	0.9000			00	
05/31/03	PO	IM	0000178 FLEX-1	N	1.8500	60.0000	111.00		0%
03/03/11	IM	REF: 00000002		N	0.2800	500.0000	140.00		0%
ITEM: 100-WT-WH			100 WATT WHITE BULB	COMMENT: Additional supplies needed					
03/03/11	IM	REF: 00000002		N	0.2800	500.0000	140.00		0%
ITEM: #10 OUTDOOR			10 GAUGE EXTERIOR WIRE	COMMENT: Original supply order					
03/03/11	IM	REF: 00000002		N	0.2000	600.0000	120.00		0%
ITEM: #12 INDOOR			12 GAUGE INDOOR WIRE	COMMENT: Original supply order					
03/03/11	IM	REF: 00000002		N	0.2600	300.0000	78.00		0%
ITEM: #12 OUTDOOR			12 GAUGE EXTERIOR WIRE	COMMENT: Original supply order					
03/03/11	IM	REF: 00000002		N	0.9000	150.0000	135.00		0%
ITEM: 100-WT-WH			100 WATT WHITE BULB	COMMENT: Original supply order					
03/03/11	IM	REF: 00000003		N	0.2800	150.0000	42.00		0%
ITEM: #10 INDOOR			10 GAUGE INDOOR WIRE	COMMENT: Additional supplies needed					
03/03/11	IM	REF: 00000003		N	0.2800	75.0000	21.00		0%
ITEM: #10 OUTDOOR			10 GAUGE EXTERIOR WIRE	COMMENT: Additional supplies needed					
03/03/11	IM	REF: 00000003		N	0.2000	100.0000	20.00		0%
ITEM: #12 INDOOR			12 GAUGE INDOOR WIRE	COMMENT: Additional supplies needed					
03/03/11	IM	REF: 00000003		N	0.2600	125.0000	32.50		0%
ITEM: #12 OUTDOOR			12 GAUGE EXTERIOR WIRE	COMMENT: Additional supplies needed					
03/03/11	IM	REF: 00000003		N	0.9000	30.0000	27.00		0%
ITEM: 100-WT-WH			100 WATT WHITE BULB	COMMENT: Additional supplies needed					
COST TYPE M TOTAL:				0.3346		2590.0000	866.50	00	0%
COST CODE 100-040-000 TOTAL:							866.50	00	0%
JOB EEC2140 TOTAL:							866.50	00	0%

Job Invoice Printing

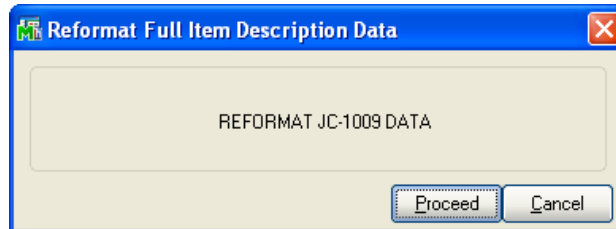
The Fields PO Number, PO Vendor Name and IM Transaction comment will be printed only when the Extended Posting Information is available and consistent with the source code (PO or IM) of the Job Cost Transaction Type. If the Extended Posting Information is available during Invoice printing, the Item Description printed will be the description of that Item Number during the update. Below is an example of descriptions available **without** and **with** the extended comment posting information.

** INVOICE DETAIL **									
PAGE: 1									
JOB DESC: Saddleback-Hospital Remodel					INVOICE NUMBER: 0002547-IN				
					INVOICE DATE: 02/28/11				
					JOB NUMBER: EEC2140				
COST CODE	TYPE	DESCRIPTION	BILL METHD	TC	U/M	UNITS	TRAN DATE	BILL RATE	BILL AMOUNT
100-040-000	M						05/31/03		
		% MARKUP			Feet	60.0000			277.50
100-040-000	M				Feet	200.0000	02/18/11		140.00
		% MARKUP							
100-040-000	M				Feet	250.0000	02/18/11		175.00
		% MARKUP							
100-040-000	M				Feet	150.0000	02/18/11		75.00
		% MARKUP							
100-040-000	M				Feet	300.0000	02/18/11		195.00
		% MARKUP							
100-040-000	M								
		% MARKUP							
200-000-000	M	UNIT PRC							
200-000-000	M	UNIT PRC							

** INVOICE DETAIL **									
PAGE: 1									
JOB DESC: Saddleback-Hospital Remodel					INVOICE NUMBER: 0002540-IN				
					INVOICE DATE: 03/15/11				
					JOB NUMBER: EEC2140				
COST CODE	TYPE	DESCRIPTION	BILL METHD	TC	U/M	UNITS	TRAN DATE	BILL RATE	BILL AMOUNT
100-040-000	M						05/31/03		
		UNIT PRC			Feet	60.0000	1.5000		90.00
000178	FLEX-1								
100-040-000	M						03/03/11		
		UNIT PRC			Feet	500.0000	1.5000		750.00
100 WATT WHITE BULB		BULB							
		Additional supplies needed							
100-040-000	M						03/03/11		
		UNIT PRC			Feet	500.0000	1.5000		750.00
10 GAUGE EXTERIOR WIRE		OR WIRE							
		Original supply order							
100-040-000	M						03/03/11		
		UNIT PRC			Feet	600.0000	1.5000		900.00
12 GAUGE INDOOR WIRE		WIRE							
		Original supply order							
100-040-000	M						03/03/11		
		UNIT PRC			Feet	300.0000	1.5000		450.00
12 GAUGE EXTERIOR WIRE		OR WIRE							
		Original supply order							
100-040-000	M						03/03/11		
		UNIT PRC			Feet	150.0000	1.5000		225.00
100 WATT WHITE BULB		BULB							
		Original supply order							
100-040-000	M						03/03/11		
		UNIT PRC			Feet	150.0000	1.5000		225.00
10 GAUGE INDOOR WIRE		WIRE							
		Additional supplies needed							
100-040-000	M						03/03/11		
		UNIT PRC			Feet	75.0000	1.5000		112.50
10 GAUGE EXTERIOR WIRE		OR WIRE							
		Additional supplies needed							
100-040-000	M						03/03/11		
		UNIT PRC			Feet	100.0000	1.5000		150.00
12 GAUGE INDOOR WIRE		WIRE							
		Additional supplies needed							

Reformat Full Item Description Data Utility

A utility has been added to the JC Setup menu to reformat the data entered prior to the installation of this Extended Solution.



This utility will only run with PO-1044: *Custom Comment Post to Job Cost* if you are using comment format 'Vendor No + Invoice No + Item Description.'

It will reformat the JC3 Transaction Comment for 'PO' records and will reformat the JC_A3 data for 'IM' and 'PO' records. It will obtain the PO Item Description by looking at the first PO History detail line it can find for that Item Number. It will obtain the IM Item Description by reading the current Inventory Masterfile Item Description. It cannot obtain the I/M Transaction Header Comment.

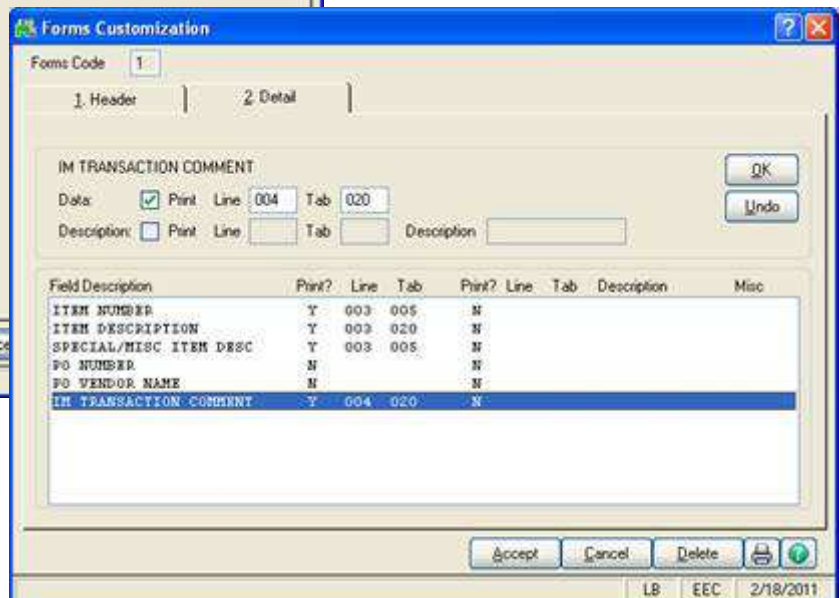
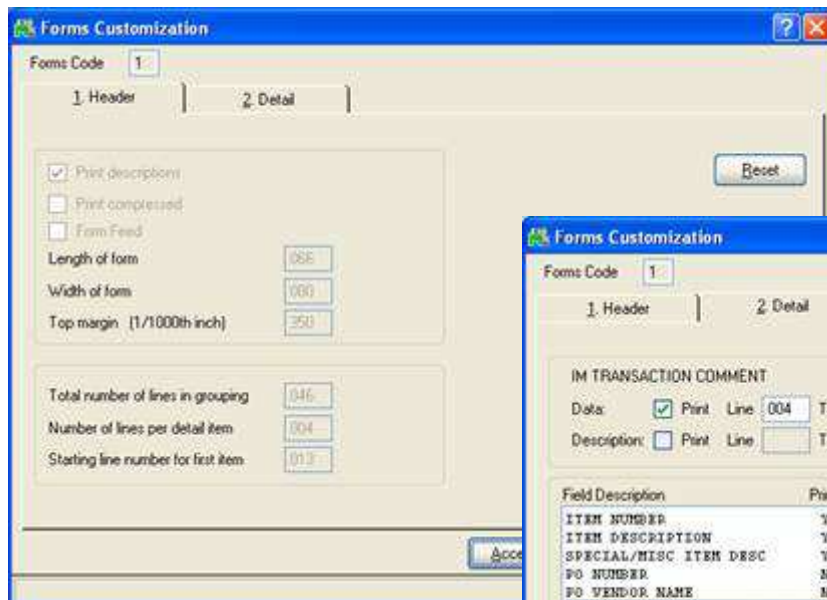
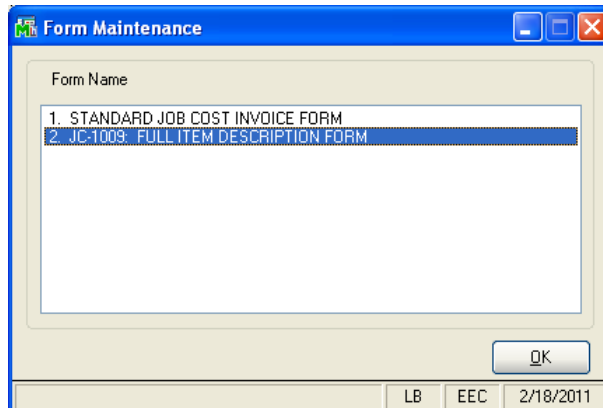
Helpful Hints

- Full Item Information and Extended Posting Information, for either PO or IM, is recorded during updates. Job Cost transactions updated before either PO-1044 or IM-1090 were enabled will not contain these descriptions.
- For Transactions coming from Purchase Order, what prints in the Job Cost Transaction Posting Comment depends upon the setup of PO-1044. Where an Item Number description is printed, this will be the description of the Item Number at the time the report is run. If that Item Number is no longer on file, no description will print.
- The format that Extended Posting Information prints in will depend upon the source (i.e., P/O number will not print for Inventory postings).
- When printing the Job Cost Transaction Comment formatted by PO-1044 on the Billing Selection Register or the Transaction Detail Report, full item descriptions will only print the number of characters that there is room for. If there is not enough room for the full description, the description will be abbreviated.
- In order to have full item descriptions on invoices, you must use Form maintenance. For more information on Form maintenance, see FORMs below.

Forms

Non-Graphical Forms

You can maintain the new form fields for this Extended Solution by clicking the 'Form...' button. A window will pop up where you may select the form you would like to maintain. Select this Extended Solution to display the Form Maintenance screen.



The new fields that you activate with this Extended Solution will print in addition to any other fields that have been activated in standard Sage 100 or other Sage Extended Solution FORM maintenance.

Graphical Forms

The following fields have been added to the following Crystal Work Table files:

<i>File</i>	<i>Description</i>	<i>Fields</i>
JC_21CrystalJobBilling Line		JC1009_ItemNumber JC1009_ItemDesc JC1009_PONumber JC1009_POVendorName JC1009_IMTransComment)

There may be additional fields available for graphical forms printing that are defined to non-Work Table files. Please refer to the Crystal Reports section below.

Visual Integrator

The files listed below have been added or changed in the Data Dictionary by this Extended Solution for Report Master/Visual Integrator purposes.

<i>New File:</i>	<i>Field:</i>
JC.TRAN_2	ITEM_NUMBER ITEM_DESC PO_NUMBER PO_VENDOR_NO TRANS_COMMENT
JC.TRANDET	JC_TRAN_2_LINK

The Data Dictionary may contain other files and data fields that are not available without their corresponding Sage Extended Solutions installed.

Crystal Reports and the ODBC Dictionary

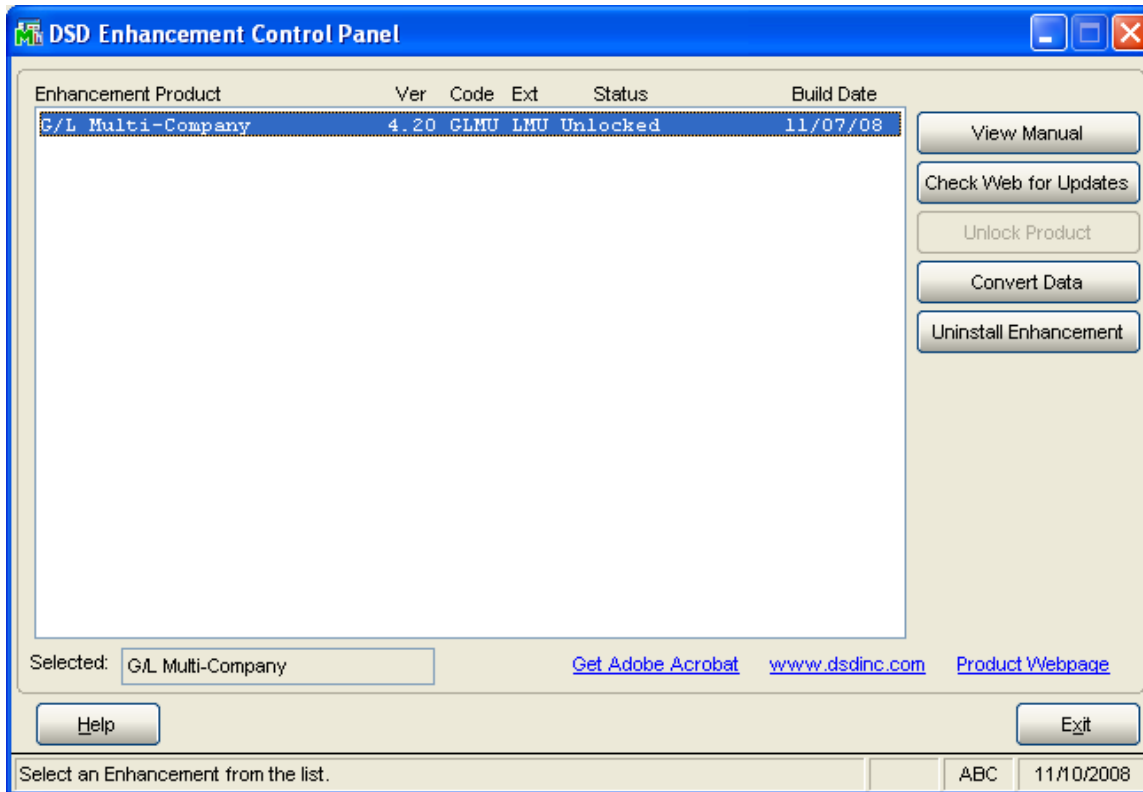
The files listed below have been added or changed in the ODBC Dictionaries by this Extended Solution for Crystal Reports purposes.

<i>File:</i>	<i>Description</i>	<i>Field:</i>
JC_A3	Transaction Detail File 2	All Fields

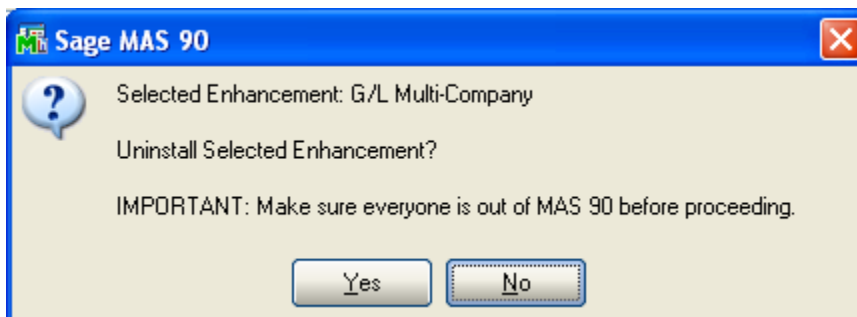
Be aware that the ODBC Dictionaries may contain other files and data fields that will be unavailable without their corresponding Extended Solutions installed.

Section E: Uninstall DSD Enhancements

A DSD Enhancements Uninstall Utility has been provided for the purposes of removing DSD Enhancements from your Sage 100 System. This utility may be accessed from the **DSD Enhancement Control Panel** menu option on the **Library Master / Utilities** menu.

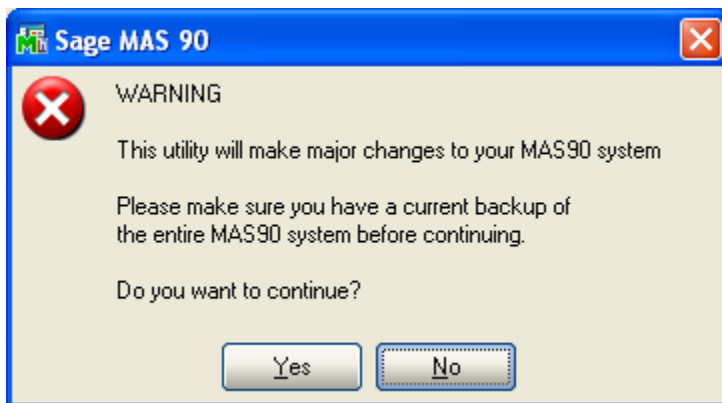


When accessing the **DSD Utility Suite**, select the enhancement that you wish to Uninstall, and then select the **Uninstall Enhancement** button. The following message box will appear:



Select **No** to exit the Uninstall Process.
Select **Yes** to continue with the Uninstall Process.

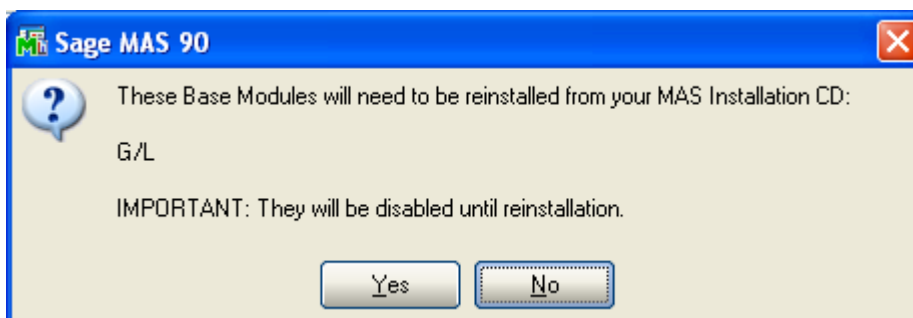
The following message box will appear, to remind you that a complete backup of your entire MAS90 system should be completed prior to uninstalling a DSD product.



Select No to exit the Uninstall Process.
Select Yes to continue with the Uninstall Process.

After the Uninstall of the DSD Enhancement, you **MUST** reinstall certain standard Sage 100 modules, followed by reinstallation of MAS Service Packs / Updates, if applicable.

The following message box will appear, and will display which of those specific Sage 100 modules you must reinstall afterwards.

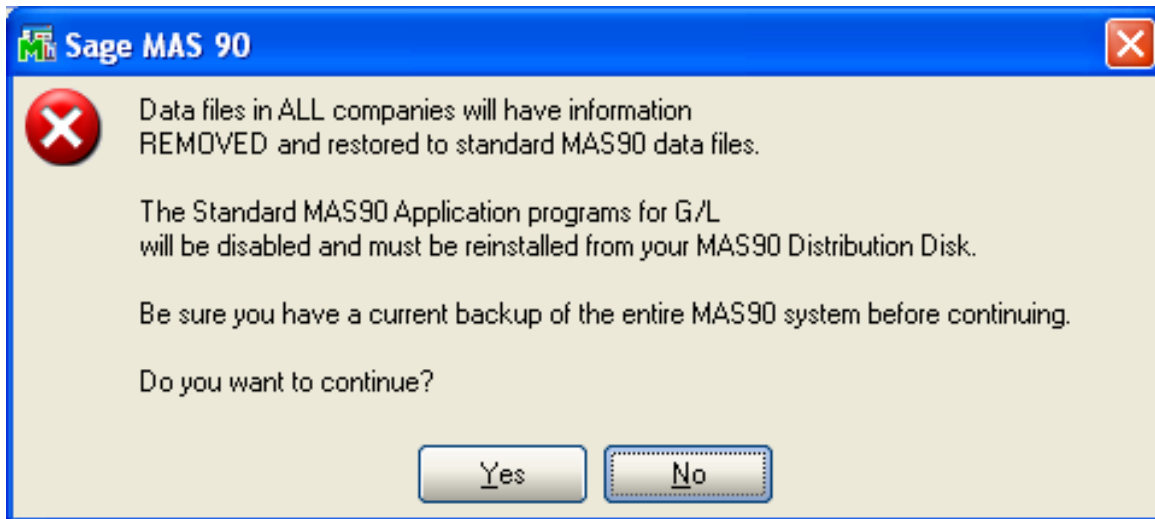


Select No to exit the Uninstall Process.
Select Yes to continue with the Uninstall Process.

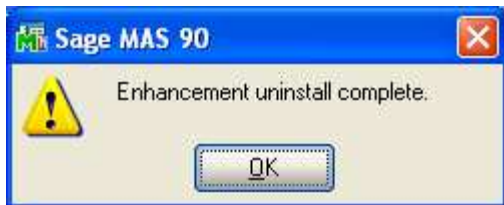
The following message box will appear, displaying the final warning message.

Select **No** to exit the Uninstall Process.

Select **Yes** to continue with the Uninstall Process. At this point, the DSD Enhancement will be removed from the Sage 100 system.



After completion of the Uninstall, the following message box will appear. Select OK to continue.



Now that the Uninstall process is completed, you must:

- Reinstall the applicable standard Sage 100 modules
- Reinstall the latest Sage 100 Service Pack/Updates, if applicable.
- Reinstall any other DSD Enhancements or Developer products that are affected from the reinstallation of the standard Sage 100 module(s).

License Agreement

IMPORTANT: THIS SOFTWARE IS LICENSED BY DSD BUSINESS SYSTEMS, INC. TO CUSTOMERS FOR THEIR USE ONLY IN ACCORDANCE WITH THE TERMS SET FORTH IN THIS CUSTOMER LICENSE AGREEMENT. OPENING OR USING THIS PACKAGE CONSTITUTES ACCEPTANCE OF THESE TERMS. IF THE TERMS OF THIS LICENSE ARE NOT ACCEPTABLE, THE CUSTOMER MAY OBTAIN A FULL REFUND OF ANY MONEY PAID IF THIS UNUSED, UNOPENED PACKAGE IS RETURNED WITHIN TEN (10) DAYS TO THE DEALER FROM WHICH IT WAS ACQUIRED.

1. **LICENSE.** DSD BUSINESS SYSTEMS, INC., a California corporation as Licensor and owner hereby agrees to grant you as Licensee a non-exclusive license to use the enclosed software subject to the terms and restrictions set forth in this License Agreement. Title in and ownership of all programs and program enhancements or modifications written by DSD Business Systems, Inc. shall remain at all times vested in DSD Business Systems, Inc. The right granted by this Customer License Agreement and your payment of the non-refundable License fee is the right to use the Program in accordance with the terms of this Customer License Agreement. Delivery of a copy of the Program to you is made solely to enable you to exercise this right.
2. **COPYRIGHT.** This Program is copyrighted and all rights are reserved by DSD BUSINESS SYSTEMS, INC. and SAGE, INC. You may not copy or reproduce any part of the Program except to copy the Program for backup purposes. If you make a backup copy you must reproduce and include the copyright notice on it. The distribution of the product is intended for the use of the original Licensee only and for use only on the computer systems specified. Lawful users of this Program are hereby licensed only to read the Program from its medium into the memory of a computer only for the purpose of executing the program.

The documentation is also copyrighted and all rights are reserved. This document may not, in whole or in part, be copied, photocopied, reproduced, translated, transmitted or reduced to any electronic medium of machine readable form without prior consent, in writing, from DSD BUSINESS SYSTEMS, INC.

The Licensee recognizes that DSD BUSINESS SYSTEMS, INC. has expended considerable time, effort and money to develop the licensed Software and Manual and that DSD BUSINESS SYSTEMS, INC. will be substantially damaged by its unauthorized use, sale or distribution. In addition to recovery of all damages and the obtaining of injunctive relief as provided by law, in the event legal action must be taken to enforce this provision, the Licensee will pay DSD BUSINESS SYSTEMS, INC. all reasonable legal fees incurred in enforcing the rights of DSD BUSINESS SYSTEMS, INC. under this provision.

3. **RESTRICTIONS ON USE AND TRANSFER.** The original and any backup copies of the Program and its documentation are to be used only in connection with a single computer or network fileserver. You may physically transfer the Program from one computer to another, provided that the Program is used in connection with only one computer or network fileserver at a time. You may not distribute copies of the Program Documentation to others. The Program is to be used exclusively for business purposes and not for personal, family or household use. YOU MAY NOT USE, COPY, MODIFY, OR TRANSFER THE PROGRAM, IN WHOLE OR IN PART, EXCEPT AS EXPRESSLY PROVIDED FOR IN THIS LICENSE AGREEMENT. IN ADDITION YOU MAY NOT MODIFY, ADAPT, TRANSLATE, REVERSE ENGINEER, DECOMPILE, DISASSEMBLE THE PROGRAM, OR CREATE ANY DERIVATIVE WORK BASED UPON THE PROGRAM.
4. **WARRANTY.** DSD BUSINESS SYSTEMS, INC. software is licensed "as is" with no warranties of any kind, either expressed or implied, other than the following: DSD BUSINESS SYSTEMS will repair any bugs or flaws found in the software. Flaws of a critical nature which affect the basic functionality of the software will be repaired on an "emergency" basis, with a corrected distribution diskette sent via UPS Blue or equal. Flaws of a non-critical or cosmetic nature will be repaired on a timely basis, and a corrected distribution diskette sent via UPS ground or regular mail. All incidental or consequential damages that result from any defect in the software, even if DSD Business Systems, Inc. has been advised of the possibility of such damages will be assumed by you.

5. **LIMITED WARRANTY FOR DISKETTES.** To the original licensee only, DSD BUSINESS SYSTEMS, INC. warrants the magnetic diskette on which the Program is recorded to be free from defects in materials and faulty workmanship under normal use and service for a period of ninety days from the date the Program is delivered. Any implied warranties of merchantability and fitness for a particular purpose are limited in duration to the period of ninety (90) days from the date of delivery. If, during this 90 day period, a defect in the diskette should occur, the diskette may be returned DSD BUSINESS SYSTEMS, INC., 5120 Shoreham Place, Suite 280, San Diego, California, 92122, or to any authorized DSD BUSINESS SYSTEMS, INC. Dealer, and the diskette will be replaced without charge to you, provided that you have previously returned the Warranty Registration Card along with a copy of your sales receipt for the Program.
6. **NO OTHER WARRANTIES.** No dealer or distributor of DSD BUSINESS SYSTEMS, INC. products or any agent of DSD BUSINESS SYSTEMS, INC. is authorized to make any representation of warranty with respect to the Program except those expressly stated in the Customer License Agreement.
7. **LIMITATION OF LIABILITY.** Neither DSD BUSINESS SYSTEMS, INC. nor anyone else who has been involved in the creation, production or delivery of this program shall be liable for any direct, incidental or consequential damages.
8. **TERM.** This license is effective until terminated. You may terminate it at any time by returning the Program and Documentation together with all copies, modifications and merged portions in any form to DSD BUSINESS SYSTEMS, INC. The license will also be terminated by DSD BUSINESS SYSTEMS, INC. immediately and without notice if you fail to comply with any term or condition of this License Agreement.
9. **ACKNOWLEDGMENT.** Your opening this package, use of this program or signature on the warranty registration card acknowledges that you have read this customer license agreement and agree to its terms. You further agree that the license agreement is the complete and exclusive statement of the agreement between yourself and DSD BUSINESS SYSTEMS, INC. and supersedes any proposal or prior agreement, oral or written, and any other communications between yourself and DSD BUSINESS SYSTEMS, INC or dealers and distributors of DSD BUSINESS SYSTEMS, INC products relating to the subject matter of this agreement.
10. **ASSIGNMENT.** You may not sublicense this license or the Program. You may not rent this Program or the use of the Program. You may not transfer this copy of the Program unless the recipient agrees in writing (and a copy of such acceptance is sent to DSD BUSINESS SYSTEMS, INC., 5120 Shoreham Place, Suite 280, San Diego, California, 92122) to accept all of the terms of this Customer License Agreement. Any attempt by you to otherwise rent, sublicense, assign or transfer any of the rights, duties or obligation hereunder is void and may be the cause for immediate termination of the license. DSD BUSINESS SYSTEMS, INC. may assign any of its rights and obligation under this agreement to any party without notice to you.

Fax Transmittal Form

To:	<i>DSD Business Systems Customer Service</i>		Fax:	<i>858/550-4900</i>
From:	Name:		Phone:	
	Company:		Fax:	
Date:	/ /	# Pgs Including this Page:		
Subject:	Check One:	Product Problem	Suggestions	
Product:	<i>J009 Full Item Descriptions</i>		Version:	<i>5.30</i>

This page may be copied