



DSD Business Systems

MAS 90 Enhancements

MCCD

Multi-Currency Demo Data - Canada

Version 4.05



Information in this document is subject to change without notice.

Copyright 1993-2007, DSD Business Systems All rights reserved.

Multi-Currency Demo Data - Canada User's Manual
Version 4.05

4 May, 2007

DSD Business Systems
5120 Shoreham Place
Suite 280
San Diego, CA 92122
858/550-5900 8:00am to 5:00pm PST
858/550-4900 Fax

Trademarks

ProvideX[®] is a Trademark of Sage Software.

Windows is a trademark of Microsoft Corporation.

MAS 90[®] is a registered trademark of Sage Software.

PXPlus[®] is a registered trademark of PVX Plus technologies

All other product names and brand names are service marks, and/or trademarks or registered trademarks of their respective companies.

This documentation and the software described herein, is prepared and published under license. Sage Software has not tested or verified either the software or any representation in this documentation regarding the software. Sage Software does not make any warranty with respect to either this documentation or the software described herein, and specifically disclaims any warranty, express or implied, with respect hereto, including the warranties of fitness for a particular purpose and merchantability.

Table of Contents

SECTION A: INTRODUCTION	5
WEB RESOURCES	5
SUPPORT	5
HOW THE MULTI-CURRENCY DEMO DATA WORKS	6
SECTION B: GETTING STARTED	7
REQUIRED LEVELS	7
INSTALLATION	7
DSD ENHANCEMENT CONTROL PANEL	9
SECTION C: SETUP	11
FASB 52	11
MULTI-CURRENCY OPTIONS.....	11
Multi-Currency Options	11
Currency Code Maintenance	12
INVENTORY MULTICURRENCY MODULE (IMMC), FOREIGN PRICE/COST MAINTENANCE	13
Foreign Price/Cost Maintenance	13
SECTION D: OPERATIONS	14
BANK RECONCILIATION	14
Bank Code Maintenance	14
ACCOUNTS PAYABLE	14
Division Maintenance	14
Vendor Maintenance / Inquiry	15
A/P Data Entry & Registers.....	15
ACCOUNTS RECEIVABLE.....	15
Division Maintenance	16
Customer Maintenance / Inquiry	16
Data Entry & Registers	16
PURCHASE ORDER	17
SALES ORDER	17
ADDITIONAL FEATURES	17
LICENSE AGREEMENT	18
FAX TRANSMITTAL FORM	20

SECTION A: Introduction

This manual contains a description and instructions for this DSD product. Operating instructions are included for the features added by this product to MAS 90. For instructions on using MAS 90, refer to the appropriate MAS 90 manual, or call your MAS 90 reseller. DSD Business Systems offers excellent MAS 90 support, at an hourly rate.

The DSD Business Systems *Multi-Currency Demo Data – Canada* (MCCD) has been designed to work in conjunction with DSD's suite of **Multi-Currency** modules and installs over Sage's **ABC Demo Data**.

Web Resources

DSD web site: <http://www.dsdinc.com>

The Enhancement page contains:

- Current Release Schedule*
- Purchasing Information*
- Installation Instructions*
- Product Support*
- Enhancement Links*

MCCD Multi-Currency Demo Data - Canada: <http://www.dsdinc.com/enh/pages/MCCD.htm>

The product web page contains:

- Product Description*
- Adobe Acrobat Product Description*
- Web Links*
- Current Product Version Table*
- Product Installation File Download*
- Product Manual in Word 97 and Adobe Acrobat Formats*
- Revision History*
- FAQ*

Support

DSD provides product support through MAS 90 resellers. Support is provided for the current version. Older versions are supported at an hourly rate. DSD's telephone number is **858-550-5900**. Fax: **858-550-4900**.

For a hard error, where the program displays an error dialog, report:

Error number.

Program name.

Line number.

Program version.

Exact sequence that caused the error, including menus and menu selections.

Other pertinent information.

If leaving a message or faxing, please include:

Your name.

Your phone number (and fax if applicable) and extension.

It is possible to be unable to duplicate a problem, because of data corruption or because we have not exactly duplicated a particular operating environment. In such circumstances, we can only continue to try to fix the problem if we can either access the system with Symantec PCAnywhere or by some other means access or duplicate the system.

How the Multi-Currency Demo Data Works

The **Multi-Currency Demo Data** enables the **MAS 90** reseller the ability to effectively demonstrate the features of DSD's Multi-Currency enhancement to an end-user. Additional demo data has been created for the **ABC Company Code** for all distribution modules.

SECTION B: Getting Started

CAUTION

- **If you reinstall or upgrade one of the MAS 90 modules listed in the following table, you must also reinstall this Enhancement.**
- Enhancements from different Master Developers are generally not designed to work together. If installed together, problems are likely to occur.
- **Check with DSD before installing more than one Enhancement.**
- **Do not install this Enhancement on MAS SQL Systems.**

Required Levels

MAS 90 Module	Module Required	Required Level
DSD CUMC	Y	4.05
DSD APMC	N	4.05
DSD ARMC	N	4.05
DSD BRMC	N	4.05
DSD IMMC	N	4.05
DSD POMC	N	4.05
DSD RAMC	N	4.05
DSD SOMC	N	4.05

Installation

The following instructions are for installing to Windows. For UNIX instructions see the "INSTALL.HTM" HTML file on the CD-ROM (you can use a Windows machine to view it.) It will guide you in mounting the CD-ROM on the UNIX file system and running a UNIX installation script.

1. **Back-up:** Exit all MAS 90 / MAS 200 sessions. Back-up existing MAS 90 / MAS 200 data.
2. **Check Levels:** MAS 90 / MAS 200 module levels **must match** those listed above.
3. **Run Enhancement Setup Program:** Insert the installation CD-ROM. The installation will normally run automatically, otherwise, run SETUP.EXE on the CD-ROM. This can be run from the server or a workstation. Follow on-screen instructions. *If installing from an e-mail message or from a Web download, run the program sent to you (or downloaded). This will self-extract and run same Setup program.*
4. **Re-Start MAS 90 / MAS 200:** MAS 90 / MAS 200 will be updated.
5. **Unlock the Enhancement:** DSD Enhancements must be unlocked to run. When any part of the Enhancement is run for the first time, the **DSD Enhancement License Agreement and Activation** window will appear. Follow the steps shown on that window. *You can click the Help button for more detailed instructions.*

Note: On the next page is a screenshot of the DSD Enhancement License Agreement and Activation window.

After accepting the License Agreement, you can then select the type of unlocking that you'd prefer. The choices are Normal, Demo and Web.

Normal Unlock: You will need to unlock the Enhancement by calling DSD during business hours (8am to 5pm PST) at **858-550-5900**.

Web Unlock: If the system that is running the DSD Enhancement *has web access* and you *have a DSD WebUnlock code*, can unlock the Enhancement without assistance using WebUnlock. When this option is selected, the window will change to show the WebUnlock entry section. Enter the WebUnlock code and click the Unlock button.

- Entering a WebUnlock code will unlock all DSD Enhancements that have been licensed.
- The MAS 90 / MAS 200 system that is being used must have web access for this option to be available.
- You can get a WebUnlock Code from your DSD Enhancements sales representative.

Demo Unlock: If a Demo mode is available for the Enhancement you're running, you will be able to Demo unlock the product without assistance from DSD for demo purposes.

- Creating a Demo Unlock is a good way to temporarily unlock DSD Enhancements off-hours, if you do not have web access and/or an WebUnlock code. Later, you can unlock the product fully, during business hours.

Note: You can also unlock a DSD Enhancement through the DSD Utility Suite window. This is accessed at the bottom of the Library Master Utility menu. In the DSD Utility Suite window, click the **DSD Enhancement Control Panel** button on the bottom of the window. Then, select the Enhancement with your mouse from the list of Enhancements and click the **Unlock Product** button on the right side of the window.

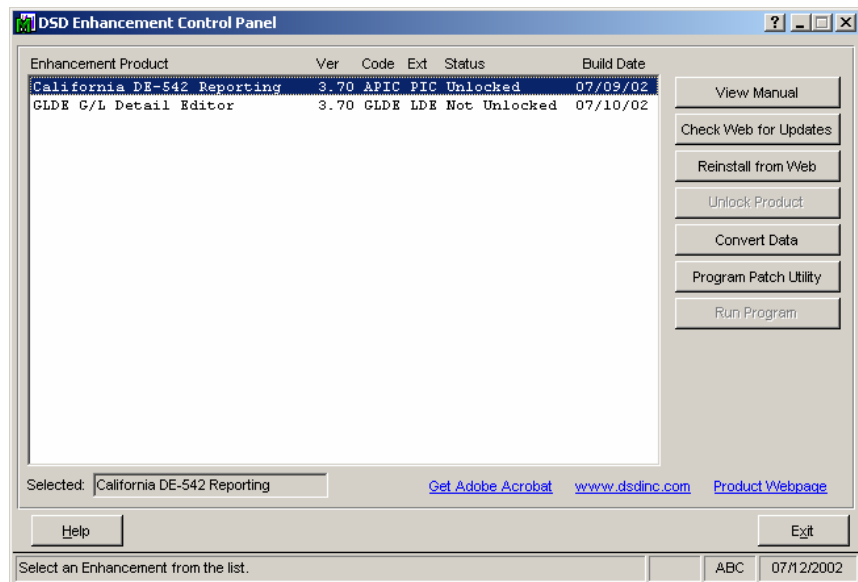
- Convert Data:** After registration, the Data Conversion window will appear. Follow on-screen instructions to complete data conversion. You can exit the conversion program without converting data. The Enhancement will not proceed, however, until data is converted. If you enter an enhanced program and data has not been converted, the conversion program will run again.

DSD Enhancement Control Panel

Starting with version 3.70, all DSD Enhancement products include DSD's Utility Suite menu and DSD's Enhancement Control Panel. The **DSD Utility Suite is accessed from the Library Master Utilities menu**. The **DSD Enhancement Control Panel** is accessed from a **button on the bottom of the DSD Utility Suite window**.

The DSD Enhancement Control Panel is a simple to use yet powerful system to help maintain DSD Enhancements installed on a MAS 90 / MAS 200 system. To use it, select an Enhancement product from the list on the window and then click the button, on the right side of the window, which corresponds with the desired task.

View Manual: This button will display the product manual for the selected Enhancement using Adobe Acrobat. For this to be possible, the PDF file for the corresponding manual must be in the "MAS90/PDF" folder in the MAS 90 system. If the file is not present, and the system has web access, the correct PDF file will be automatically downloaded from the DSD website, put into the "MAS90/PDF" folder and then displayed.



Check the Web for Updates: This button will check the DSD website to see what the current build is the selected Enhancement and alert the user if a later version is available. *This requires a web connection on the MAS 90 / MAS 200 system.*

Reinstall from Web: After a verify dialog, this will automatically download and reinstall the selected Enhancement from the DSD website. *This requires a web connection on the MAS 90 / MAS 200 system.*

Unlock Product: This will cause the DSD Enhancement License Agreement and Activation window to appear. Using this window is described on the previous page. *This button is disabled if the selected Enhancement is already unlocked.*

Convert Data: After verification, the selected Enhancements data conversion program will run.

Program Patch Utility: Only use this option under the guidance of a DSD Enhancement Technician. That person will guide you in its use.

Run Program: This button is enabled for certain DSD Utility programs only.

Additional Controls

Help: The Help button, located at the bottom left of the window, opens an HTML help file similar to the above.

Get Adobe Acrobat: Opens the Adobe Acrobat website to the page where Acrobat can be downloaded and installed.

There are also links to the DSD website and the Enhancement page on that site.

SECTION C: Setup

FASB 52

When setting up company information for a Multi-Currency System, there are 2 categories:

- (1) Those companies that require FASB 52-compliant data, and
- (2) Those companies that **DO NOT** require FASB 52-compliant data.

The DSD Multi-Currency Demo Data falls under category 1, in that there is FASB 52-related information setup in the ABC Demo Data company. If you need assistance in setting up a non-FASB-52 data for demonstration purposes, please refer to the Multicurrency (CUMC) manual, or contact the Multi-Currency Product Manager at DSD Business Systems.

Multi-Currency Options

There are two areas to look at in the Multi-Currency Module: Multi-Currency Options and Currency Code Maintenance on the Main menu item.

The screenshot shows the 'Multi-Currency Options' dialog box with the following settings:

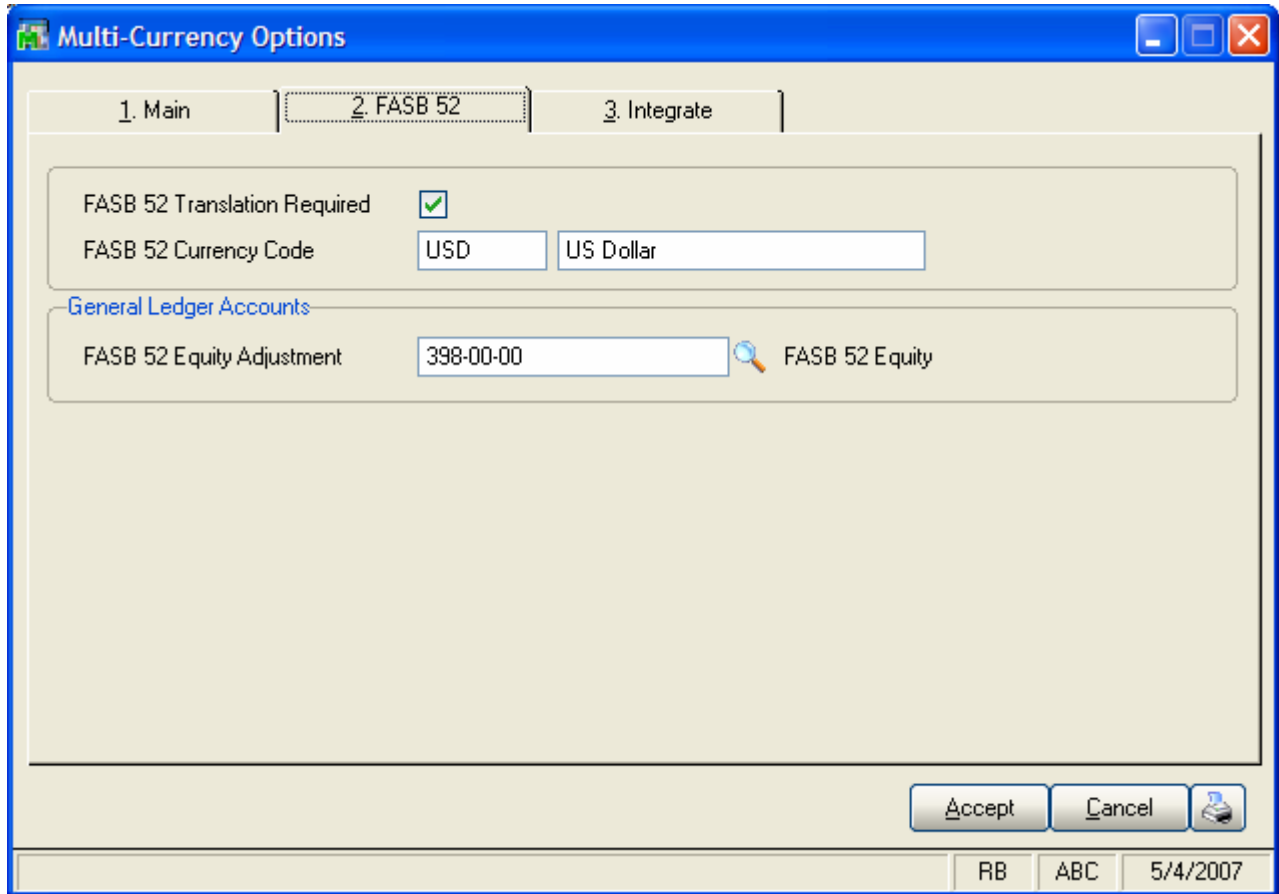
- Enable Multi-Currency:
- Base Currency Code: CAD
- Base Currency Name: Canadian Dollars
- Supervisor Password: [Empty]
- Default Currency for Reports: Base Currency
- Print Report Totals when printing in Entry Currency:
- Currency for Landed Costs in PO: Base Currency
- US Dollar Currency Code for Credit Cards: USD
- General Ledger Accounts:
 - G/L Roundoff Account: 390-00-00
 - Roundoff for Reporting: 398-00-00
 - Currency Gain / Loss: 390-00-00
 - FASB 52 Equity: 398-00-00

Buttons: Accept, Cancel, Help

Status Bar: RB ABC 5/4/2007

Multi-Currency Options

As you can see, the FASB 52 Required flag is checked for the ABC Company Code. Additionally, there is Multi-Currency Supervisor password set up, and USD is the US Dollar Currency Code for US Credit Card transactions (the MAS90 Credit Card processing Module is for US\$ only)



Three new accounts have been set up in G/L Account Maintenance:

Currency Gain/Loss	390-00-00
Currency Roundoff	391-00-00
FASB52 Equity Adjustment	398-00-00

The first 2 accounts are used in A/P and A/R Division Maintenance and General Journal Entry. The last account is used for Roundoff when printing G/L reports and financials.

Currency Code Maintenance

There are 2 currency codes set up in Currency Code maintenance. In the ABC Company Code, the Canadian Dollar (CAD) has been selected as Base Currency (also referred to as Primary or System Currency). Here are the two currencies:

<u>Currency Code</u>	<u>Currency Name</u>	<u>Current Exchange Rate</u>
CAD	Canadian Dollar	N/A
USD	Dollar	.62818

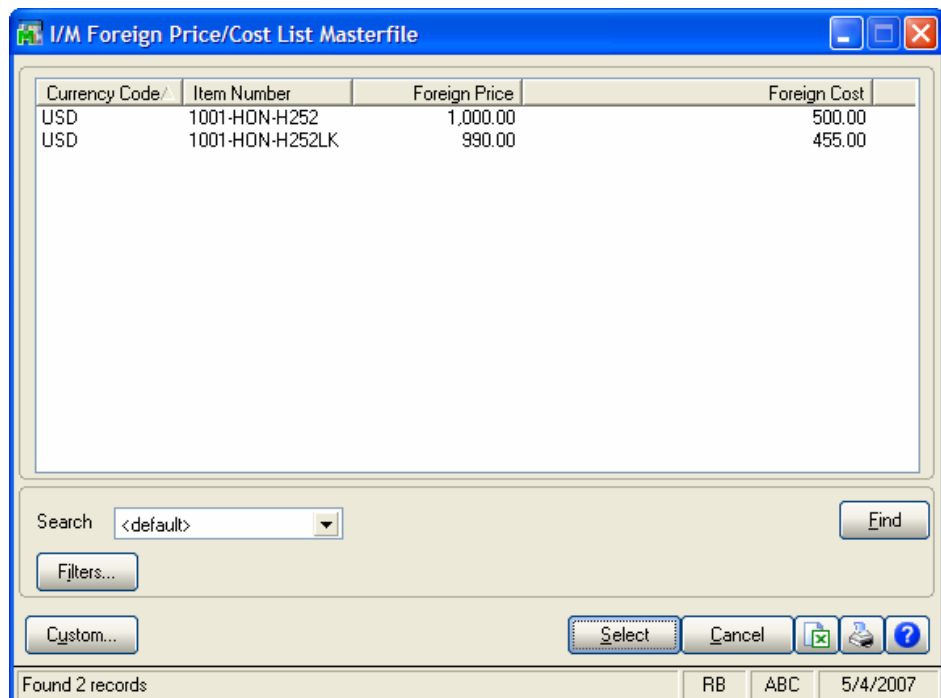
There are many web sites available that list current exchange rates. These rates were obtained from www.oanda.com.

Inventory Multicurrency Module (IMMC), Foreign Price/Cost Maintenance

In previous versions of Multi-Currency, DSD made IMMC a required module if S/O or P/O Multi-Currency was used. It is no longer required unless the client needs **Foreign Pricing**.

Foreign Price/Cost Maintenance

Two entries have been created in Foreign Price/Cost Maintenance. These prices and costs will be reflected when doing data entry in Sales Order and Purchase Order.



The screenshot shows a window titled "I/M Foreign Price/Cost List Masterfile". It contains a table with the following data:

Currency Code	Item Number	Foreign Price	Foreign Cost
USD	1001-HON-H252	1,000.00	500.00
USD	1001-HON-H252LK	990.00	455.00

Below the table, there is a search field with a dropdown menu set to "<default>" and an "End" button. There are also buttons for "Filters...", "Custom...", "Select", and "Cancel". At the bottom, it says "Found 2 records" and includes navigation buttons "RB", "ABC", and a date "5/4/2007".

That's it for the Multicurrency module! The user really only needs to know how to set up the currencies and exchange rates. There are a few nice features you may want to point out, such as the "Today" button and the "Description Toggle" button on the Exchange Rate screen.

SECTION D: Operations

Bank Reconciliation

There are only two places in the B/R module that need demonstrating: Bank Code Maintenance and Check, Deposit, & Adjustment Entry. No Multi-Currency Data has been posted to the Check, Deposit, & Adjustment Entry in this release of MCCD.

Bank Code Maintenance

One new Bank Code has been added to the ABC Demo Data:

<u>Bank Code</u>	<u>Bank Currency</u>
U	USD

Select the **Currency Button** to display the Currency Code of each Bank Code.

The other Bank Codes have a Currency Code of CAD.

Accounts Payable

There are two places in A/P Setup to demonstrate: Division Maintenance and Bank Code Maintenance. Please refer to the B/R module for a description on the Bank Code Demo Data.

Division Maintenance

Division "00" has been added to the Division Masterfile for USD vendors. Two new accounts have been set up in Division Maintenance for all divisions.

Select the **Currency Button** to access these accounts:

Vendor Maintenance / Inquiry

One new Vendor has been set up in Vendor Maintenance in Division "00". There are also a number of transactions, such as repetitive invoices, invoice history, check history, and purchase orders set up for all three of these vendors. Here are the vendors:

<u>Vendor Number</u>	<u>Vendor Currency</u>
00-SEARS	USD

When demonstrating Vendor Maintenance for the vendors to an end-user, show off these features:

- 1) Main Panel - **Currency Button** - set up of Currency Codes
- 2) History Panel - **Amounts In Toggle Button**
 - toggle between Vendor Historical Currency and Base Currency.
- 3) Invoices Panel - **Amounts In Toggle Button**
 - toggle between Historical, Base, and Transaction Currency.
- 4) Checks Panel - **Amounts In Toggle Button**
 - toggle between Historical, Base, and Transaction Currency.
- 5) P/O's Panel - **Amounts In Toggle Button**
 - toggle between Historical, Base, and Transaction Currency.
- 6) **Drill Down!**
 - drill down from Invoices, Checks, and P/O's panel.

A/P Data Entry & Registers

Of course you'll want to demonstrate Invoice Data Entry, Manual Check Entry, and Check Entry to the end-user. Use the 00-divisioned vendors in you demonstration and show how it defaults to the currency and exchange rate, and how you can override these settings.

After doing data entry, show how the registers print twice: Once in Transaction Currency, and once in Base Currency.

Accounts Receivable

There are two places in A/R Setup to demonstrate: Division Maintenance and Bank Code Maintenance. Please refer to the B/R module for a description on the Bank Code Demo Data.

Division Maintenance

Division "00" has been added to the Division Masterfile for USD customers. Two new accounts have been set up in Division Maintenance for all divisions. Select the **Currency Button** to access these accounts:

Customer Maintenance / Inquiry

There are three new customers set up in Customer Maintenance, all in Division "00". There are also a number of transactions, such as repetitive invoices, invoice history, and sales orders set up for all three of these customers. Here are the customers:

Customer Number Customer Currency

00-SDZ00 USD

When demonstrating Customer Maintenance for the customers to an end-user, show off these features:

- 1) Main Panel – **Currency Button** – set up of Currency Codes
- 2) History Panel – **Amounts In Toggle Button**
 - toggle between Historical Currency and Base Currency.
- 3) Invoices Panel – **Amounts In Toggle Button**
 - toggle between Historical, Base, and Transaction Currency.
- 4) S/O's Panel – **Amounts In Toggle Button**
 - toggle between Historical, Base, and Transaction Currency.
- 5) **Drill Down!**
 - drill down from Invoices and S/O's panel.

Data Entry & Registers

Of course you'll want to demonstrate Invoice Data Entry, Repetitive Invoice Entry, and Cash Receipts Entry to the end-user. Use the 00-divisioned customers in you demonstration and show how it defaults to the currency and exchange rate, and how you can override these settings.

After doing data entry, show how the registers print twice: Once in Transaction Currency, and once in Base Currency.

Purchase Order

Two purchase orders have been created in the ABC Demo Data Company:

<u>PO Number</u>	<u>Vendor No</u>	<u>Currency</u>
10018	00-SEARS	USD
10019	00-SEARS	USD

You may use these purchase orders for demonstration purposes, or you may create new ones for the new USD vendor. You may also drill down to these PO's from Vendor Maintenance or Item Maintenance.

Sales Order

Two sales orders have been created in the ABC Demo Data Company:

<u>Order No</u>	<u>Customer No</u>	<u>Currency</u>
174	00-SDZ00	USD
175	00-SDZ00	USD

You may use these sales orders for demonstration purposes, or you may create new ones for the three new customers. You may also drill down to these orders from Customer Maintenance or Item Maintenance.

Additional features

In addition to the features listed in this manual, you may want to show off:

1. Currency Color – used in Inquiry screens.
2. Reporting – Currency Pop-up panel allows currency selection.
3. Unrealized Gain/Loss Reports

If there are any features you would like added to this manual, please fill out and fax us the Fax Transmittal Form at the end of this manual.

License Agreement

IMPORTANT: THIS SOFTWARE IS LICENSED BY DSD BUSINESS SYSTEMS, INC. TO CUSTOMERS FOR THEIR USE ONLY IN ACCORDANCE WITH THE TERMS SET FORTH IN THIS CUSTOMER LICENSE AGREEMENT. OPENING OR USING THIS PACKAGE CONSTITUTES ACCEPTANCE OF THESE TERMS. IF THE TERMS OF THIS LICENSE ARE NOT ACCEPTABLE, THE CUSTOMER MAY OBTAIN A FULL REFUND OF ANY MONEY PAID IF THIS UNUSED, UNOPENED PACKAGE IS RETURNED WITHIN TEN (10) DAYS TO THE DEALER FROM WHICH IT WAS ACQUIRED.

1. **LICENSE. DSD BUSINESS SYSTEMS, INC.,** a California corporation as Licensor and owner hereby agrees to grant you as Licensee a non-exclusive license to use the enclosed software subject to the terms and restrictions set forth in this License Agreement. Title in and ownership of all programs and program enhancements or modifications written by DSD Business Systems, Inc. shall remain at all times vested in DSD Business Systems, Inc. The right granted by this Customer License Agreement and your payment of the non-refundable License fee is the right to use the Program in accordance with the terms of this Customer License Agreement. Delivery of a copy of the Program to you is made solely to enable you to exercise this right.
2. **COPYRIGHT.** This Program is copyrighted and all rights are reserved by DSD BUSINESS SYSTEMS, INC. and SAGE, INC. You may not copy or reproduce any part of the Program except to copy the Program for backup purposes. If you make a backup copy you must reproduce and include the copyright notice on it. The distribution of the product is intended for the use of the original Licensee only and for use only on the computer systems specified. Lawful users of this Program are hereby licensed only to read the Program from its medium into the memory of a computer only for the purpose of executing the program.

The documentation is also copyrighted and all rights are reserved. This document may not, in whole or in part, be copied, photocopied, reproduced, translated, transmitted or reduced to any electronic medium of machine readable form without prior consent, in writing, from DSD BUSINESS SYSTEMS, INC.

The Licensee recognizes that DSD BUSINESS SYSTEMS, INC. has expended considerable time, effort and money to develop the licensed Software and Manual and that DSD BUSINESS SYSTEMS, INC. will be substantially damaged by its unauthorized use, sale or distribution. In addition to recovery of all damages and the obtaining of injunctive relief as provided by law, in the event legal action must be taken to enforce this provision, the Licensee will pay DSD BUSINESS SYSTEMS, INC. all reasonable legal fees incurred in enforcing the rights of DSD BUSINESS SYSTEMS, INC. under this provision.

3. **RESTRICTIONS ON USE AND TRANSFER.** The original and any backup copies of the Program and its documentation are to be used only in connection with a single computer or network fileserver. You may physically transfer the Program from one computer to another, provided that the Program is used in connection with only one computer or network fileserver at a time. You may not distribute copies of the Program Documentation to others. The Program is to be used exclusively for business purposes and not for personal, family or household use. YOU MAY NOT USE, COPY, MODIFY, OR TRANSFER THE PROGRAM, IN WHOLE OR IN PART, EXCEPT AS EXPRESSLY PROVIDED FOR IN THIS LICENSE AGREEMENT. IN ADDITION YOU MAY NOT MODIFY, ADAPT, TRANSLATE, REVERSE ENGINEER, DECOMPILE, DISASSEMBLE THE PROGRAM, OR CREATE ANY DERIVATIVE WORK BASED UPON THE PROGRAM.
4. **WARRANTY.** DSD BUSINESS SYSTEMS, INC. software is licensed "as is" with no warranties of any kind, either expressed or implied, other than the following: DSD BUSINESS SYSTEMS will repair any bugs or flaws found in the software. Flaws of a critical nature which affect the basic functionality of the software will be repaired on an "emergency" basis, with a corrected distribution diskette sent via UPS Blue or equal. Flaws of a non-critical or cosmetic nature will be repaired on a timely basis, and a corrected distribution diskette sent via UPS ground or regular mail. All incidental or consequential damages that result from any defect in the software, even if DSD Business Systems, Inc. has been advised of the possibility of such damages will be assumed by you.

5. **LIMITED WARRANTY FOR DISKETTES.** To the original licensee only, DSD BUSINESS SYSTEMS, INC. warrants the magnetic diskette on which the Program is recorded to be free from defects in materials and faulty workmanship under normal use and service for a period of ninety days from the date the Program is delivered. Any implied warranties of merchantability and fitness for a particular purpose are limited in duration to the period of ninety (90) days from the date of delivery. If, during this 90 day period, a defect in the diskette should occur, the diskette may be returned DSD BUSINESS SYSTEMS, INC., 5120 Shoreham Place, Suite 280, San Diego, California, 92122, or to any authorized DSD BUSINESS SYSTEMS, INC. Dealer, and the diskette will be replaced without charge to you, provided that you have previously returned the Warranty Registration Card along with a copy of your sales receipt for the Program.
6. **NO OTHER WARRANTIES.** No dealer or distributor of DSD BUSINESS SYSTEMS, INC. products or any agent of DSD BUSINESS SYSTEMS, INC. is authorized to make any representation of warranty with respect to the Program except those expressly stated in the Customer License Agreement.
7. **LIMITATION OF LIABILITY.** Neither DSD BUSINESS SYSTEMS, INC. nor anyone else who has been involved in the creation, production or delivery of this program shall be liable for any direct, incidental or consequential damages.
8. **TERM.** This license is effective until terminated. You may terminate it at any time by returning the Program and Documentation together with all copies, modifications and merged portions in any form to DSD BUSINESS SYSTEMS, INC. The license will also be terminated by DSD BUSINESS SYSTEMS, INC. immediately and without notice if you fail to comply with any term or condition of this License Agreement.
9. **ACKNOWLEDGMENT.** Your opening this package, use of this program or signature on the warranty registration card acknowledges that you have read this customer license agreement and agree to its terms. You further agree that the license agreement is the complete and exclusive statement of the agreement between yourself and DSD BUSINESS SYSTEMS, INC. and supersedes any proposal or prior agreement, oral or written, and any other communications between yourself and DSD BUSINESS SYSTEMS, INC or dealers and distributors of DSD BUSINESS SYSTEMS, INC products relating to the subject matter of this agreement.
10. **ASSIGNMENT.** You may not sublicense this license or the Program. You may not rent this Program or the use of the Program. You may not transfer this copy of the Program unless the recipient agrees in writing (and a copy of such acceptance is sent to DSD BUSINESS SYSTEMS, INC., 5120 Shoreham Place, Suite 280, San Diego, California, 92122) to accept all of the terms of this Customer License Agreement. Any attempt by you to otherwise rent, sublicense, assign or transfer any of the rights, duties or obligation hereunder is void and may be the cause for immediate termination of the license. DSD BUSINESS SYSTEMS, INC. may assign any of its rights and obligation under this agreement to any party without notice to you.

Fax Transmittal Form

To:	<i>DSD Business Systems Customer Service</i>		Fax:	<i>858/550-4900</i>
From:	Name:		Phone:	
	Company:		Fax:	
Date:	/ /	# Pgs Including this Page:		
Subject:	Check One: <input type="checkbox"/> Product Problem <input type="checkbox"/> Suggestions			
Product:	<i>MCCD Multi-Currency Demo Data - Canada</i>		Version:	<i>4.05</i>

This page may be copied