



DSD
BUSINESS SYSTEMS

DSD Business Systems

MAS 90 Enhancements

APCB

Accounts Payable Cash Basis

Version 4.20



Information in this document is subject to change without notice.

Copyright 1993-2007, DSD Business Systems All rights reserved.

A/P Cash Basis User's Manual
Version 4.20

26 September, 2007

DSD Business Systems
5120 Shoreham Place
Suite 280
San Diego, CA 92122
858/550-5900 8:00am to 5:00pm PST
858/550-4900 Fax

Trademarks

ProvideX[®] is a Trademark of Sage Software.

Windows is a trademark of Microsoft Corporation.

MAS 90[®] is a registered trademark of Sage Software.

PXPlus[®] is a registered trademark of PVX Plus technologies

All other product names and brand names are service marks, and/or trademarks or registered trademarks of their respective companies.

This documentation and the software described herein, is prepared and published under license. Sage Software has not tested or verified either the software or any representation in this documentation regarding the software. Sage Software does not make any warranty with respect to either this documentation or the software described herein, and specifically disclaims any warranty, express or implied, with respect hereto, including the warranties of fitness for a particular purpose and merchantability.

Table of Contents

SECTION A: INTRODUCTION	5
WEB RESOURCES	5
SUPPORT	5
A/P CASH BASIS FEATURES	6
REPORTS	6
SECTION B: GETTING STARTED	7
REQUIRED LEVELS	7
INSTALLATION	7
DSD ENHANCEMENT CONTROL PANEL	ERROR! BOOKMARK NOT DEFINED.
SECTION C: SETUP	10
SETUP OPTIONS	10
DIVISION MAINTENANCE	10
SECTION D: SYSTEM OPERATIONS	10
SECTION D: SYSTEM OPERATIONS	11
USING CASH BASIS ACCOUNTS PAYABLE	11
PURCHASE ORDER PROCESSING	11
PARTIAL PAYMENTS	11
ACCOUNTS PAYABLE SORT REBUILD	12
CUSTOM REPORTS	12
SECTION E: CONVERTING FROM CASH TO ACCRUAL BASIS	13
APPENDIX A: MAS 90 / MAS 200 PROGRAM AND FILE CHANGES	14
LICENSE AGREEMENT	16
FAX TRANSMITTAL FORM	18

Section A: Introduction

This manual contains a description and instructions for this DSD product. Operating instructions are included for the features added by this product to MAS 90. For instructions on using MAS 90, refer to the appropriate MAS 90 manual, or call your MAS 90 reseller. DSD Business Systems offers excellent MAS 90 support, at an hourly rate.

Web Resources

DSD web site: <http://www.dsdinc.com>

The Enhancement page contains:

- Current Release Schedule*
- Purchasing Information*
- Installation Instructions*
- Product Support*
- Enhancement Links*

APCB A/P Cash Basis: <http://www.dsdinc.com/enh/pages/APCB.htm>

The product web page contains:

- Product Description*
- Adobe Acrobat Product Description*
- Web Links*
- Current Product Version Table*
- Product Installation File Download*
- Product Manual in Word 97 and Adobe Acrobat Formats*
- Revision History*
- FAQ*

Support

DSD provides product support through MAS 90 resellers. Support is provided for the current version. Older versions are supported at an hourly rate. DSD's telephone number is **858-550-5900**. Fax: **858-550-4900**.

For a hard error, where the program displays an error dialog, report:

- Error number.*
- Program name.*
- Line number.*

Program version.

Exact sequence that caused the error, including menus and menu selections.

Other pertinent information.

If leaving a message or faxing, please include:

Your name.

Your phone number (and fax if applicable) and extension.

It is possible to be unable to duplicate a problem, because of data corruption or because we have not exactly duplicated a particular operating environment. In such circumstances, we can only continue to try to fix the problem if we can either access the system with Symantec PCAnywhere or by some other means access or duplicate the system.

A/P Cash Basis Features

- Enter Accounts Payable transactions in the normal fashion. The APCB changes are virtually transparent during data entry.
- Companies can be set as **cash** or **accrual basis** in the Accounts Payable/Options window. One company on the system can operate on a cash basis, while another operates on an accrual basis.
- If a company is to operate on a cash basis, G/L postings are not made when the Invoice Journal is updated, instead the detail is saved and then posted when the check is written.
- Manual Check Entry, Check Entry and P/O are fully integrated
- A/P Sort Rebuild can initialize the necessary cash basis files from open invoice data that was expensed on an accrual basis.

Reports

Reports are not modified.

Section B: Getting Started

CAUTION

- **If you reinstall or upgrade one of the MAS 90 modules listed in the following table, you must also reinstall this Enhancement.**
- Enhancements from different Master Developers are generally not designed to work together. If installed together, problems are likely to occur.
- **Check with DSD before installing more than one Enhancement.**
- **Do not install this Enhancement on MAS SQL Systems.**

Required Levels

MAS 90 Module	Module Required	Required Level
A/P	Y	4.20
P/O	Y	4.20

Installation

The following instructions are for installing to Windows. For UNIX instructions see the "INSTALL.HTM" HTML file on the CD-ROM (you can use a Windows machine to view it.) It will guide you in mounting the CD-ROM on the UNIX file system and running a UNIX installation script.

1. **Back-up:** Exit all MAS 90 / MAS 200 sessions. Back-up existing MAS 90 / MAS 200 data.
2. **Check Levels:** MAS 90 / MAS 200 module levels **must match** those listed above.
3. **Run Enhancement Setup Program:** Insert the installation CD-ROM. The installation will normally run automatically, otherwise, run SETUP.EXE on the CD-ROM. This can be run from the server or a workstation. Follow on-screen instructions. *If installing from an e-mail message or from a Web download, run the program sent to you (or downloaded). This will self-extract and run same Setup program.*
4. **Re-Start MAS 90 / MAS 200:** MAS 90 / MAS 200 will be updated.
5. **Unlock the Enhancement:** DSD Enhancements must be unlocked to run. When any part of the Enhancement is run for the first time, the **DSD Enhancement License Agreement and Activation** window will appear. Follow the steps shown on that window. *You can click the Help button for more detailed instructions.*

Note: On the next page is a screenshot of the DSD Enhancement License Agreement and Activation window.

After accepting the License Agreement, you can then select the type of unlocking that you'd prefer. The choices are Normal, Demo and Web.

Normal Unlock: You will need to unlock the Enhancement by calling DSD during business hours (8am to 5pm PST) at **858-550-5900**.

Web Unlock: If the system that is running the DSD Enhancement *has web access* and you *have a DSD WebUnlock code*, can unlock the Enhancement without assistance using WebUnlock. When this option is selected, the window will change to show the WebUnlock entry section. Enter the WebUnlock code and click the Unlock button.

- *Entering a WebUnlock code will unlock all DSD Enhancements that have been licensed.*
- *The MAS 90 / MAS 200 system that is being used must have web access for this option to be available.*
- *You can get a WebUnlock Code from your DSD Enhancements sales representative.*

Demo Unlock: If a Demo mode is available for the Enhancement you're running, you will be able to Demo unlock the product without assistance from DSD for demo purposes.

- *Creating a Demo Unlock is a good way to temporarily unlock DSD Enhancements off-hours, if you do not have web access and/or an WebUnlock code. Later, you can unlock the product fully, during business hours.*

Note: You can also unlock a DSD Enhancement through the DSD Enhancement Control Panel window. This is accessed at the bottom of the Library Master Utility menu. Select the Enhancement with your mouse from the list of Enhancements and click the **Unlock Product** button on the right side of the window.

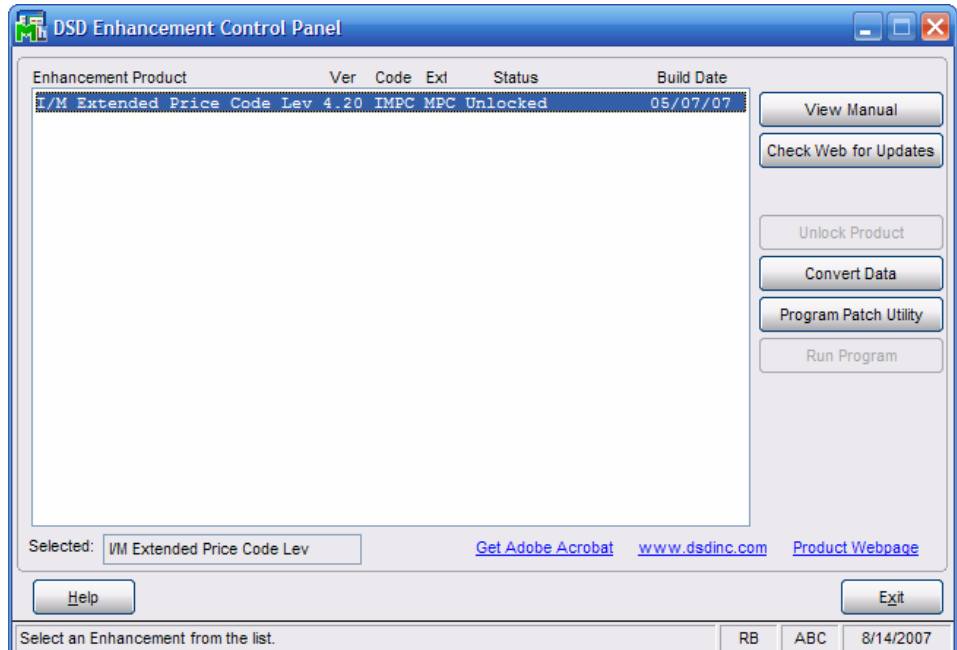
6. **Convert Data:** After registration, the Data Conversion window will appear. Follow on-screen instructions to complete data conversion. *You can exit the conversion program without converting data. The Enhancement will not proceed, however, until data is converted. If you enter an enhanced program and data has not been converted, the conversion program will run again.*

DSD Enhancement Control Panel

Starting with version 4.20, all DSD Enhancement products include DSD's Enhancement Control Panel. The **DSD Enhancement Control Panel is accessed from the Library Master Utilities menu.**

The DSD Enhancement Control Panel is a simple to use yet powerful system to help maintain DSD Enhancements installed on a MAS 90 / MAS 200 system. To use it, select an Enhancement product from the list on the window and then click the button, on the right side of the window, which corresponds with the desired task.

View Manual: This button will display the product manual for the selected Enhancement using Adobe Acrobat. For this to be possible, the PDF file for the corresponding manual must be in the “MAS90/PDF” folder in the MAS 90 system. If the file is not present, and the system has web access, the correct PDF file will be automatically downloaded from the DSD website, put into the “MAS90/PDF” folder and then displayed.



Check the Web for Updates:

This button will check the DSD website to see what the current build is the selected Enhancement and alert the user if a later version is available. *This requires an ftp web connection on the MAS 90 / MAS 200 system.*

Unlock Product: This will cause the DSD Enhancement License Agreement and Activation window to appear. Using this window is described on the previous page. *This button is disabled if the selected Enhancement is already unlocked.*

Convert Data: After verification, the selected Enhancements data conversion program will run. Data conversion is non-destructive, and may be triggered any number of times. Sometimes this is required to fix data records imported or updated from a non-enhancement installation.

Program Patch Utility: Only use this option under the guidance of a DSD Enhancement Technician. That person will guide you in its use.

Run Program: This button is enabled for certain DSD Utility programs only.

Additional Controls

Help: The Help button, located at the bottom left of the window, opens an HTML help file similar to the above.

Get Adobe Acrobat: Opens the Adobe Acrobat website to the page where Acrobat can be downloaded and installed.

There are also links to the DSD website and the Enhancement page on that site.

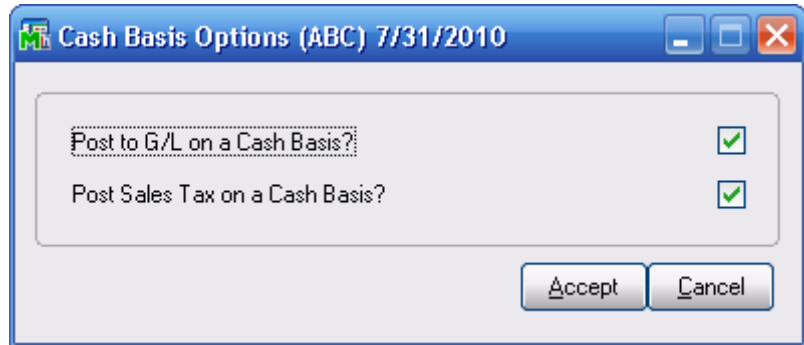
Section C: Setup

Setup Options

The **Cash Basis Options** menu item has been added to the A/P Setup Menu.

The first option determines whether to post on a cash or accrual basis. If checked, the system posts on a cash basis.

The second option is only activated if the first option is set. This option determines whether to post sales taxes on a cash or accrual basis. If set, (checked) the system will post on a cash basis.

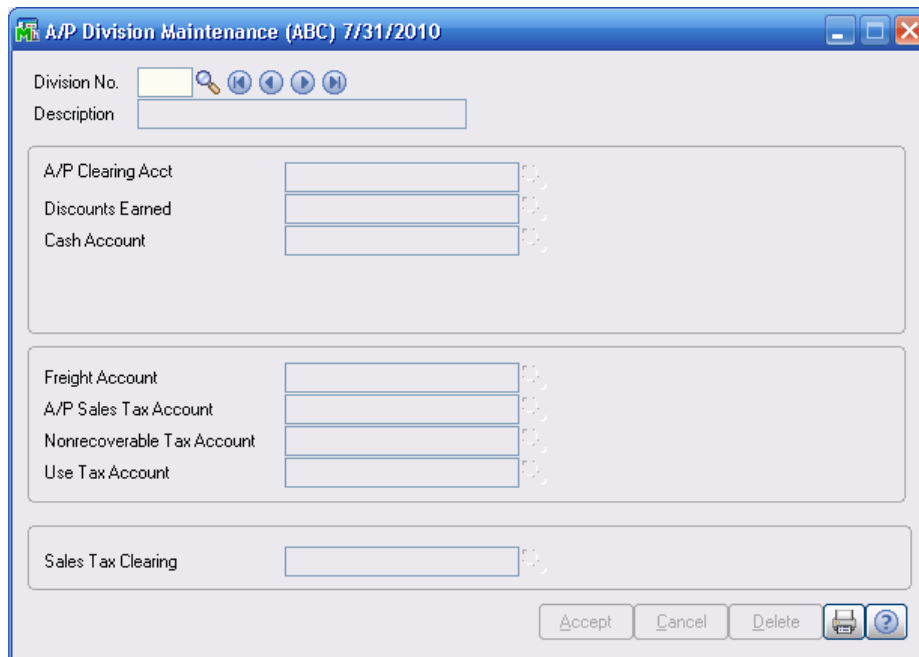


Note: If cash basis postings are required, this field should be set before updating journals!

Division Maintenance

The Accounts Payable account in the Division Maintenance screen has been changed to "A/P Clearing Acct", if the company is set to operate on a cash basis.

Note: The "Sales Tax Clearing" account will only appear if the second Cash Basis option, "Post Sales Tax on a Cash Basis?" has **not** been checked.



Section D: System Operations

Using Cash Basis Accounts Payable

There are very few operational differences visible while using APCB. When invoices are updated, there are no G/L transactions that are created. Postings are created when a Manual or Computer Check is created and updated.

Note: *If the second Cash Basis option, "Post Sales Tax on a Cash Basis?" has **not** been checked, the Sales Tax Accrual and Sales Tax Clearing Accounts will be debited and credited when the invoices are update. When any such invoices are paid, the Sales Tax Clearing Account will be debited by the same amount.*

Purchase Order Processing

When an invoice is updated in P/O that contains inventory items, Inventory is debited at that time for the cost of the goods, and Purchases Clearing is credited. This is done so that whether you have elected cash basis or accrual, the Inventory G/L Account always contains an accurate valuation. When any such invoices are paid, the Purchases Clearing Account is debited by the same amount. Miscellaneous charges, non-stock items, sales tax and freight are expensed on a cash basis, when the invoice is paid.

Note: *If the second Cash Basis option, "Post Sales Tax on a Cash Basis?" has **not** been checked, the Sales Tax Accrual and Sales Tax Clearing Accounts will be debited and credited when the invoices are update. When any such invoices are paid, the Sales Tax Clearing Account will be debited by the same amount*

Partial Payments

When invoices are partially paid APCB distributes the payment proportionally among all General Ledger accounts contained in the distribution file. If there is a round-off error, it is automatically applied to the last distribution account.

Accounts Payable Sort Rebuild

The Sort Rebuild for A/P has the capability to check all invoices for out-of-balance conditions, and to "initialize" the cash basis distribution file for any existing open invoices which were expenses on an accrual basis. When the Sort Rebuild is run, a new prompt will appear that asks whether to recalculate Vendor Invoice G/L Distribution.

If **Yes** is selected, Sort Rebuild will check the Cash Basis General Ledger Distribution, and "force" it back into balance if a discrepancy is discovered. It accomplishes this by making an entry to the distribution file, for the out-of-balance amount, to the A/P Clearing Account.

If you are installing this enhancement with an existing A/P system (for which there are open invoices), Sort Rebuild debits the existing open invoice balances to the A/P Clearing account (formerly Accounts Payable). As these existing invoices are paid, the balance in this account, which was formerly a credit balance representing the total of Accounts Payable, will be drawn down to zero as this account is debited. New invoice activity will, of course, contain the correct expense account. This facility allows the computer to maintain both the old and the new invoices without your having to manage the G/L aspects manually.

Custom Reports

The Data Dictionary has been modified to include an added **AP.GLDIST** file. This file contains the Open Invoice G/L Distribution data, and is fully accessible to the Report Master and Import Master programs.

Section E: Converting from *Cash* to *Accrual* Basis

Occasionally, a company needs to be converted from a ***cash basis*** to an ***accrual basis***, for instance when APCB is no longer required and is being removed from a MAS 90 installation.

1. Run the Open Invoice by G/L Account Detail Report.
2. This report should be the basis for a General Journal Entry, in which an entry is made for each G/L Account on the report. These expenses have not yet been recognized, because APCB is "holding" them until a check is cut. They should be expensed at this time, using the Accounts Payable account as the offset account. Check with your accountant in order to determine which period(s) these transactions should be posted to.
3. Turn the Cash Basis flag off in the A/P Options screen.
4. Print the Aged Invoice Report, and confirm that the total open invoice amount agrees with the new balance in your Accounts Payable account.

Appendix A: MAS 90 / MAS 200 Program and File Changes

The following MAS 90 / MAS 200 Programs are modified or added by A/P Cash Basis:

APWCAA	APWJBA	APWSAA.LIB	APWUDA	POWJBA
APWDAA	APWJDA	APWSAR	APWUZA	POWUBA
APWDBA	APWPAA	APWSBA	APZCAA.PCB	POWUBB
APWDBB	APWR02	APWSBA.LIB	APZU1D	POWUBD
APWDBF	APWRPA	APWUAA	APZU1M	
APWJAA	APWRPB	APWUAB	APZU1S	
APWJAB	APWSAA	APWUBB		

The following MAS 90/200 Data Files are modified or added by A/P Cash Basis:

AP_CB

License Agreement

IMPORTANT: THIS SOFTWARE IS LICENSED BY DSD BUSINESS SYSTEMS, INC. TO CUSTOMERS FOR THEIR USE ONLY IN ACCORDANCE WITH THE TERMS SET FORTH IN THIS CUSTOMER LICENSE AGREEMENT. OPENING OR USING THIS PACKAGE CONSTITUTES ACCEPTANCE OF THESE TERMS. IF THE TERMS OF THIS LICENSE ARE NOT ACCEPTABLE, THE CUSTOMER MAY OBTAIN A FULL REFUND OF ANY MONEY PAID IF THIS UNUSED, UNOPENED PACKAGE IS RETURNED WITHIN TEN (10) DAYS TO THE DEALER FROM WHICH IT WAS ACQUIRED.

1. **LICENSE. DSD BUSINESS SYSTEMS, INC.,** a California corporation as Licensor and owner hereby agrees to grant you as Licensee a non-exclusive license to use the enclosed software subject to the terms and restrictions set forth in this License Agreement. Title in and ownership of all programs and program enhancements or modifications written by DSD Business Systems, Inc. shall remain at all times vested in DSD Business Systems, Inc. The right granted by this Customer License Agreement and your payment of the non-refundable License fee is the right to use the Program in accordance with the terms of this Customer License Agreement. Delivery of a copy of the Program to you is made solely to enable you to exercise this right.
2. **COPYRIGHT.** This Program is copyrighted and all rights are reserved by DSD BUSINESS SYSTEMS, INC. and SAGE, INC. You may not copy or reproduce any part of the Program except to copy the Program for backup purposes. If you make a backup copy you must reproduce and include the copyright notice on it. The distribution of the product is intended for the use of the original Licensee only and for use only on the computer systems specified. Lawful users of this Program are hereby licensed only to read the Program from its medium into the memory of a computer only for the purpose of executing the program.

The documentation is also copyrighted and all rights are reserved. This document may not, in whole or in part, be copied, photocopied, reproduced, translated, transmitted or reduced to any electronic medium of machine readable form without prior consent, in writing, from DSD BUSINESS SYSTEMS, INC.

The Licensee recognizes that DSD BUSINESS SYSTEMS, INC. has expended considerable time, effort and money to develop the licensed Software and Manual and that DSD BUSINESS SYSTEMS, INC. will be substantially damaged by its unauthorized use, sale or distribution. In addition to recovery of all damages and the obtaining of injunctive relief as provided by law, in the event legal action must be taken to enforce this provision, the Licensee will pay DSD BUSINESS SYSTEMS, INC. all reasonable legal fees incurred in enforcing the rights of DSD BUSINESS SYSTEMS, INC. under this provision.

3. **RESTRICTIONS ON USE AND TRANSFER.** The original and any backup copies of the Program and its documentation are to be used only in connection with a single computer or network fileserver. You may physically transfer the Program from one computer to another, provided that the Program is used in connection with only one computer or network fileserver at a time. You may not distribute copies of the Program Documentation to others. The Program is to be used exclusively for business purposes and not for personal, family or household use. YOU MAY NOT USE, COPY, MODIFY, OR TRANSFER THE PROGRAM, IN WHOLE OR IN PART, EXCEPT AS EXPRESSLY PROVIDED FOR IN THIS LICENSE AGREEMENT. IN ADDITION YOU MAY NOT MODIFY, ADAPT, TRANSLATE, REVERSE ENGINEER, DECOMPILE, DISASSEMBLE THE PROGRAM, OR CREATE ANY DERIVATIVE WORK BASED UPON THE PROGRAM.
4. **WARRANTY.** DSD BUSINESS SYSTEMS, INC. software is licensed "as is" with no warranties of any kind, either expressed or implied, other than the following: DSD BUSINESS SYSTEMS will repair any bugs or flaws found in the software. Flaws of a critical nature which affect the basic functionality of the software will be repaired on an "emergency" basis, with a corrected distribution diskette sent via UPS Blue or equal. Flaws of a non-critical or cosmetic nature will be repaired on a timely basis, and a corrected distribution diskette sent via UPS ground or regular mail. All incidental or consequential damages that result from any defect in the software, even if DSD Business Systems, Inc. has been advised of the possibility of such damages will be assumed by you.

5. **LIMITED WARRANTY FOR DISKETTES.** To the original licensee only, DSD BUSINESS SYSTEMS, INC. warrants the magnetic diskette on which the Program is recorded to be free from defects in materials and faulty workmanship under normal use and service for a period of ninety days from the date the Program is delivered. Any implied warranties of merchantability and fitness for a particular purpose are limited in duration to the period of ninety (90) days from the date of delivery. If, during this 90 day period, a defect in the diskette should occur, the diskette may be returned DSD BUSINESS SYSTEMS, INC., 5120 Shoreham Place, Suite 280, San Diego, California, 92122, or to any authorized DSD BUSINESS SYSTEMS, INC. Dealer, and the diskette will be replaced without charge to you, provided that you have previously returned the Warranty Registration Card along with a copy of your sales receipt for the Program.
6. **NO OTHER WARRANTIES.** No dealer or distributor of DSD BUSINESS SYSTEMS, INC. products or any agent of DSD BUSINESS SYSTEMS, INC. is authorized to make any representation of warranty with respect to the Program except those expressly stated in the Customer License Agreement.
7. **LIMITATION OF LIABILITY.** Neither DSD BUSINESS SYSTEMS, INC. nor anyone else who has been involved in the creation, production or delivery of this program shall be liable for any direct, incidental or consequential damages.
8. **TERM.** This license is effective until terminated. You may terminate it at any time by returning the Program and Documentation together with all copies, modifications and merged portions in any form to DSD BUSINESS SYSTEMS, INC. The license will also be terminated by DSD BUSINESS SYSTEMS, INC. immediately and without notice if you fail to comply with any term or condition of this License Agreement.
9. **ACKNOWLEDGMENT.** Your opening this package, use of this program or signature on the warranty registration card acknowledges that you have read this customer license agreement and agree to its terms. You further agree that the license agreement is the complete and exclusive statement of the agreement between yourself and DSD BUSINESS SYSTEMS, INC. and supersedes any proposal or prior agreement, oral or written, and any other communications between yourself and DSD BUSINESS SYSTEMS, INC or dealers and distributors of DSD BUSINESS SYSTEMS, INC products relating to the subject matter of this agreement.
10. **ASSIGNMENT.** You may not sublicense this license or the Program. You may not rent this Program or the use of the Program. You may not transfer this copy of the Program unless the recipient agrees in writing (and a copy of such acceptance is sent to DSD BUSINESS SYSTEMS, INC., 5120 Shoreham Place, Suite 280, San Diego, California, 92122) to accept all of the terms of this Customer License Agreement. Any attempt by you to otherwise rent, sublicense, assign or transfer any of the rights, duties or obligation hereunder is void and may be the cause for immediate termination of the license. DSD BUSINESS SYSTEMS, INC. may assign any of its rights and obligation under this agreement to any party without notice to you.

Fax Transmittal Form

To:	<i>DSD Business Systems Customer Service</i>		Fax:	<i>858/550-4900</i>
From:	Name:		Phone:	
	Company:		Fax:	
Date:	/ /	# Pgs Including this Page:		
Subject:	Check One: <input type="checkbox"/> Product Problem <input type="checkbox"/> Suggestions			
Product:	<i>APCB A/P Cash Basis</i>		Version:	<i>4.20</i>

This page may be copied